



شركة عاليضرد  
ALIFARD CO. P.J.S



Export Cataloge 2021





Alifard Products  
Продукты Алифард  
منتجات عاليفرد

# CONTENTS

## Sunich

NFC JUICES	7
100% JUICES	10
SMOOTHIE	18
NECTARS	20
NECTARS PET	26
MIXES	33
DRINKS	36
FLAVORED SYRUPS	58
FRUIT SYRUPS	63
FRUIT JUICE CONCENTRATES	66

## Sunich Fruity

DRINK WITH FRUIT PIECES	40
----------------------------	----

## Sunich Cool

CARBONATED DRINKS & NECTARS	42
--------------------------------	----

## Sunich MALT

NON ALCOHOLIC MALT BEVERAGE	48
--------------------------------	----



## **MALTICH**

NON ALCOHOLIC  
MALT BEVERAGE 53

## **Sherissa**

DRINKS 68

## **HUSKY**

ISOTONIC  
SPORT DRINKS 72

## **DOGH FIROOZKOH**

DOUGH 74



**ALIFARD Co. is a Private Joint Stock and Family-owned Company**

Established In 1977

The company produces high quality juice from the best variety of fresh fruits and fruit juice concentrates. We use the most advanced aseptic production methods to condition our products. Beside strict usage of %100 natural ingredients, our products are free from artificial colors, flavors, and preservatives and are also Halal certified.

The latest technologies in production and packaging are employed to ensure the highest quality and the best conservation of our products. The company holds HACCP, ISO 22000, ISO 9001, ISO 17025 and ISO 14001 certifications.

شرکت عالیضرد  
ALIFARD CO. سهامی خاص  
P J S



# Sunich

یک لذت از دل طبیعت



سن ایچ  
دیگر هیچ  
و...

©sunichlife www.sunich.org





Apple Juice



Red Grape Juice

# Sunich

SUNICH JUICE  
1000 CC

Apple Juice  
Pack: 1000 ml  
Case Net Weight: 12L  
Case Gross Weight: 13.6Kg  
Case Dimensions: 397x152x226mm

Red Grape Juice  
Pack: 1000 ml  
Case Net Weight: 12L  
Case Gross Weight: 13.6Kg  
Case Dimensions: 397x152x226mm

**LOADING**

20 ft FCL Palletized	20 ft FCL	40 ft FCL Palletized	40 ft FCL	Truck Palletized	Truck
750	1380	1500	1650	1650	1650



Case  
12 Packs

# Sunich

SUNICH JUICE  
1000 CC

Pomegranate Juice  
Pack: 1000 ml  
Case Net Weight: 12L  
Case Gross Weight: 13.6Kg  
Case Dimensions:397x152x226mm



Pomegranate Juice

White Grape Juice  
Pack: 1000 ml  
Case Net Weight: 12L  
Case Gross Weight: 13.6Kg  
Case Dimensions:397x152x226mm



White Grape Juice

## LOADING

20 ft FCL Palletized	20 ft FCL	40 ft FCL Palletized	40 ft FCL	Truck Palletized	Truck
750	1380	1500	1650	1650	1650



Case  
12 Packs



Grapefruit Juice



Orange Juice With Pulp

# Sunich

SUNICH JUICE  
1000 CC

Grapefruit Juice  
Pack: 1000 ml  
Case Net Weight: 12L  
Case Gross Weight: 13.6Kg  
Case Dimensions: 397x152x226mm

Orange Juice With Pulp  
Pack: 1000 ml  
Case Net Weight: 12L  
Case Gross Weight: 13.6Kg  
Case Dimensions: 397x152x226mm

### LOADING

20 ft FCL Palletized	20 ft FCL	40 ft FCL Palletized	40 ft FCL	Truck Palletized	Truck
750	1380	1500	1650	1650	1650



Case  
12 Packs

# Sunich

## SUNICH NECTAR 1000 CC

Orange Nectar(With Pulp)  
Pack: 1000 ml  
Case Net Weight: 12L  
Case Gross Weight: 13.6Kg  
Case Dimensions:397x152x226mm



Orange Nectar  
(With Pulp)

Mango Nectar  
Pack: 1000 ml  
Case Net Weight: 12L  
Case Gross Weight: 13.6Kg  
Case Dimensions:397x152x226mm



Mango Nectar

### LOADING

20 ft FCL Palletized	20 ft FCL	40 ft FCL Palletized	40 ft FCL	Truck Palletized	Truck
750	1380	1500	1650	1650	1650



Case  
12 Packs



Apricot Nectar



Sour Cherry Nectar

# Sunich

SUNICH NECTAR  
1000 CC

Apricot Nectar  
Pack: 1000 ml  
Case Net Weight: 12L  
Case Gross Weight: 13.6Kg  
Case Dimensions: 397x152x226mm

Sour Cherry Nectar  
Pack: 1000 ml  
Case Net Weight: 12L  
Case Gross Weight: 13.6Kg  
Case Dimensions: 397x152x226mm

#### LOADING

20 ft FCL Palletized	20 ft FCL	40 ft FCL Palletized	40 ft FCL	Truck Palletized	Truck
750	1380	1500	1650	1650	1650



Case  
12 Packs

# Sunich

SUNICH NECTAR  
1000 CC

Peach Nectar  
Pack: 1000 ml  
Case Net Weight: 12L  
Case Gross Weight: 13.6Kg  
Case Dimensions:397×152×226mm



Peach Nectar



Pineapple Nectar

## LOADING

20 ft FCL Palletized	20 ft FCL	40 ft FCL Palletized	40 ft FCL	Truck Palletized	Truck
750	1380	1500	1650	1650	1650



Case  
12 Packs

# Sunich

SUNICH NECTAR  
1000 CC



Multi Fruit Nectar

Multi Fruit Nectar  
Pack: 1000 ml  
Case Net Weight: 12L  
Case Gross Weight: 13.6Kg  
Case Dimensions: 397×152×226mm



Orange carrot Nectar

Orange Carrot Nectar  
Pack: 1000 ml  
Case Net Weight: 12L  
Case Gross Weight: 13.6Kg  
Case Dimensions: 397×152×226mm

#### LOADING

20 ft FCL Palletized	20 ft FCL	40 ft FCL Palletized	40 ft FCL	Truck Palletized	Truck
750	1380	1500	1650	1650	1650



Case  
12 Packs

# Sunich

SUNICH NECTAR  
1000 CC

Blood Orange Nectar(With Pulp)  
Pack: 1000 ml  
Case Net Weight: 12L  
Case Gross Weight: 13.6Kg  
Case Dimensions:397×152×226mm



Blood Orange Nectar  
(With Pulp)

Red Plum Nectar  
Pack: 1000 ml  
Case Net Weight: 12L  
Case Gross Weight: 13.6Kg  
Case Dimensions:397×152×226mm



Red Plum Nectar


## LOADING

20 ft FCL Palletized	20 ft FCL	40 ft FCL Palletized	40 ft FCL	Truck Palletized	Truck
750	1380	1500	1650	1650	1650



Case  
12 Packs





Mixed Tropical Fruits Nectar



Mango-Passion Fruit Nectar

# Sunich

SUNICH NECTAR  
1000 CC

Mixed Tropical Fruits Nectar  
Pack: 1000 ml  
Case Net Weight: 12L  
Case Gross Weight: 13.6Kg  
Case Dimensions: 397x152x226mm

Mango-Passion Fruit Nectar  
Pack: 1000 ml  
Case Net Weight: 12L  
Case Gross Weight: 13.6Kg  
Case Dimensions: 397x152x226mm

#### LOADING

20 ft FCL Palletized	20 ft FCL	40 ft FCL Palletized	40 ft FCL	Truck Palletized	Truck
750	1380	1500	1650	1650	1650



Case  
12 Packs

# Sunich

SUNICH NECTAR  
1000 CC

Cornelian Cherry Nectar  
Pack: 1000 ml  
Case Net Weight: 12L  
Case Gross Weight: 13.6Kg  
Case Dimensions: 397×152×226mm



Cornelian Cherry Nectar

#### LOADING

20 ft FCL Palletized	20 ft FCL	40 ft FCL Palletized	40 ft FCL	Truck Palletized	Truck
750	1380	1500	1650	1650	1650



Case  
12 Packs



Lemonade Grapefruit Drink



Pina colada Drink

# Sunich

SUNICH DRINK  
1000 CC

Lemonade Grapefruit Drink  
Pack: 1000 ml  
Case Net Weight: 12L  
Case Gross Weight: 13.6Kg  
Case Dimensions: 397x152x226mm

Pina Colada Drink  
Pack: 1000 ml  
Case Net Weight: 12L  
Case Gross Weight: 13.6Kg  
Case Dimensions: 397x152x226mm

#### LOADING

20 ft FCL Palletized	20 ft FCL	40 ft FCL Palletized	40 ft FCL	Truck Palletized	Truck
750	1380	1500	1650	1650	1650



Case  
12 Packs

# Sunich

SUNICH DRINK  
1000 CC

Mojito Drink  
Pack: 1000 ml  
Case Net Weight: 12L  
Case Gross Weight: 13.6Kg  
Case Dimensions:397×152×226mm



Mojito Drink

Lemonade Drink  
Pack: 1000 ml  
Case Net Weight: 12L  
Case Gross Weight: 13.6Kg  
Case Dimensions:397×152×226mm



Lemonade Drink

## LOADING

20 ft FCL Palletized	20 ft FCL	40 ft FCL Palletized	40 ft FCL	Truck Palletized	Truck
750	1380	1500	1650	1650	1650



Case  
12 Packs



Aloe Vera Drink

# Sunich

SUNICH DRINK  
1000 CC

Aloe Vera Drink  
Pack: 1000 ml  
Case Net Weight: 12L  
Case Gross Weight: 13.6Kg  
Case Dimensions: 397×152×226mm

LOADING					
20 ft FCL Palletized	20 ft FCL	40 ft FCL Palletized	40 ft FCL	Truck Palletized	Truck
750	1380	1500	1650	1650	1650



Case  
12 Packs

# Sunich

## SUNICH JUICE 200 CC

Apple Juice  
Pack: 200 ml  
Case Net Weight: 7.2L  
Case Gross Weight: 8.2Kg  
Case Dimensions:375x205x125mm



Apple Juice

Red Grape Juice  
Pack: 200 ml  
Case Net Weight: 7.2L  
Case Gross Weight: 8.2Kg  
Case Dimensions:375x205x125mm



Red Grape Juice

White Grape Juice  
Pack: 200 ml  
Case Net Weight: 7.2L  
Case Gross Weight: 8.2Kg  
Case Dimensions:375x205x125mm



white Grape Juice

### LOADING

20 ft FCL Palletized	20 ft FCL	40 ft FCL Palletized	40 ft FCL	Truck Palletized	Truck
1250	2250	2500	2750	2750	2750



Case  
36 Packs



**Apple Banana Nectar**

# Sunich

SUNICH Nectar  
200 CC

Apple Banana Nectar  
Pack: 200 ml  
Case Net Weight: 7.2L  
Case Gross Weight: 8.2Kg  
Case Dimensions: 375x205x125mm

#### LOADING

20 ft FCL Palletized	20 ft FCL	40 ft FCL Palletized	40 ft FCL	Truck Palletized	Truck
1250	2250	2500	2750	2750	2750



Case  
36 Packs

# Sunich

## SUNICH DRINK 200 CC

Orange Drink  
Pack: 200 ml  
Case Net Weight: 7.2L  
Case Gross Weight: 8.2Kg  
Case Dimensions:375x205x125mm



Orange Drink

Mango Drink  
Pack: 200 ml  
Case Net Weight: 7.2L  
Case Gross Weight: 8.2Kg  
Case Dimensions:375x205x125mm



Mango Drink

Apricot Drink  
Pack: 200 ml  
Case Net Weight: 7.2L  
Case Gross Weight: 8.2Kg  
Case Dimensions:375x205x125mm



Apricot Drink

### LOADING

20 ft FCL Palletized	20 ft FCL	40 ft FCL Palletized	40 ft FCL	Truck Palletized	Truck
1250	2250	2500	2750	2750	2750



Case  
36 Packs





Sour Cherry



Peach Drink



Pineapple Drink

# Sunich

SUNICH DRINK  
200 CC

Sour Cherry Drink  
Pack: 200 ml  
Case Net Weight: 7.2L  
Case Gross Weight: 8.2Kg  
Case Dimensions: 375x205x125mm

Peach Drink  
Pack: 200 ml  
Case Net Weight: 7.2L  
Case Gross Weight: 8.2Kg  
Case Dimensions: 375x205x125mm

Pineapple Drink  
Pack: 200 ml  
Case Net Weight: 7.2L  
Case Gross Weight: 8.2Kg  
Case Dimensions: 375x205x125mm

### LOADING

20 ft FCL Palletized	20 ft FCL	40 ft FCL Palletized	40 ft FCL	Truck Palletized	Truck
1250	2250	2500	2750	2750	2750



Case  
36 Packs

# Sunich

## SUNICH DRINK 200 CC

Mojito Drink  
Pack: 200 ml  
Case Net Weight: 7.2L  
Case Gross Weight: 8.2Kg  
Case Dimensions:375x205x125mm

Lemonade Drink  
Pack: 200 ml  
Case Net Weight: 7.2L  
Case Gross Weight: 8.2Kg  
Case Dimensions:375x205x125mm

Lemonade Grapefruit Drink  
Pack: 200 ml  
Case Net Weight: 7.2L  
Case Gross Weight: 8.2Kg  
Case Dimensions:375x205x125mm



Mojito Drink



Lemonade Drink



Lemonade Grapefruit Drink

### LOADING

20 ft FCL Palletized	20 ft FCL	40 ft FCL Palletized	40 ft FCL	Truck Palletized	Truck
1250	2250	2500	2750	2750	2750



Case  
36 Packs



**Multi Fruit Drink**



**Pomegranate Drink**

# Sunich

SUNICH DRINK  
200 CC

Multi Fruit Drink  
Pack: 200 ml  
Case Net Weight: 7.2L  
Case Gross Weight: 8.2Kg  
Case Dimensions: 375x205x125mm

Pomegranate Drink  
Pack: 200 ml  
Case Net Weight: 7.2L  
Case Gross Weight: 8.2Kg  
Case Dimensions: 375x205x125mm

LOADING					
20 ft FCL Palletized	20 ft FCL	40 ft FCL Palletized	40 ft FCL	Truck Palletized	Truck
1250	2250	2500	2750	2750	2750



Case  
36 Packs

# Sunich



**Sunich**  
Nature  
Fresh  
@sunichlife  
[www.sunich.org](http://www.sunich.org)



Apple Juice

# Sunich

GREEN PET JUICE  
750 ML

Apple Juice  
Pack: 750 ml  
Case Net Weight: 4.5L  
Case Gross Weight: 4.93Kg  
Case Dimensions: 222x148x238mm

#### LOADING

20 ft FCL Palletized	20 ft FCL	40 ft FCL Palletized	40 ft FCL	Truck Palletized	Truck
1700	3000	3570	4500	3740	4500



Shrink  
6 Bottles

# Sunich

GREEN PET NECTAR  
750 ML

Sour Cherry Nectar  
Pack: 750 ml  
Case Net Weight: 4.5L  
Case Gross Weight: 4.93 Kg  
Case Dimensions: 222x148x238mm

Mango Nectar  
Pack: 750 ml  
Case Net Weight: 4.5L  
Case Gross Weight: 4.93Kg  
Case Dimensions: 222x148x238mm



Sour cherry Nectar



Mango Nectar

#### LOADING

20 ft FCL Palletized	20 ft FCL	40 ft FCL Palletized	40 ft FCL	Truck Palletized	Truck
1700	3000	3570	4500	3740	4500



Shrink  
6 Bottles



Peach Nectar



Apricot Nectar

# Sunich

GREEN PET NECTAR  
750 ML

Peach Nectar  
Pack: 750 ml  
Case Net Weight: 4.5L  
Case Gross Weight: 4.93Kg  
Case Dimensions: 222x148x238mm

Apricot Nectar  
Pack: 750 ml  
Case Net Weight: 4.5L  
Case Gross Weight: 4.93Kg  
Case Dimensions: 222x148x238mm

#### LOADING

20 ft FCL Palletized	20 ft FCL	40 ft FCL Palletized	40 ft FCL	Truck Palletized	Truck
1700	3000	3570	4500	3740	4500



Shrink  
6 Bottles

# Sunich

GREEN PET NECTAR  
750 ML

Orange Nectar (With Pulp)  
Pack: 750 ml  
Case Net Weight: 4.5L  
Case Gross Weight: 4.93 Kg  
Case Dimensions:222x148x238mm

Pineapple Nectar  
Pack: 750 ml  
Case Net Weight: 4.5L  
Case Gross Weight: 4.93Kg  
Case Dimensions:222x148x238mm

LOADING					
20 ft FCL Palletized	20 ft FCL	40 ft FCL Palletized	40 ft FCL	Truck Palletized	Truck
1700	3000	3570	4500	3740	4500

  
Shrink  
6 Bottles



Orange Nectar(With Pulp)



Pineapple Nectar





Pina Colada Drink



Lemonade Drink

# Sunich

GREEN PET DRINK  
750 ML

Pina Colada Drink  
Pack: 750 ml  
Case Net Weight: 4.5L  
Case Gross Weight: 4.93Kg  
Case Dimensions: 222x148x238mm

Lemonade Drink  
Pack: 750 ml  
Case Net Weight: 4.5L  
Case Gross Weight: 4.93Kg  
Case Dimensions: 222x148x238mm

LOADING					
20 ft FCL Palletized	20 ft FCL	40 ft FCL Palletized	40 ft FCL	Truck Palletized	Truck
1700	3000	3570	4500	3740	4500



Shrink  
6 Bottles

# Sunich

GREEN PET DRINK  
750 ML

Mojito Drink  
Pack: 750 ml  
Case Net Weight: 4.5L  
Case Gross Weight: 4.93 Kg  
Case Dimensions: 222x148x238mm



Mojito Drink

#### LOADING

20 ft FCL Palletized	20 ft FCL	40 ft FCL Palletized	40 ft FCL	Truck Palletized	Truck
1700	3000	3570	4500	3740	4500



Shrink  
6 Bottles



Apple Juice

# Sunich

GREEN PET JUICE  
300 ML

Apple Juice  
Pack: 300 ml  
Case Net Weight: 3.6L  
Case Gross Weight: 4.09Kg  
Case Dimensions: 240×180×159mm

#### LOADING

20 ft FCL Palletized	20 ft FCL	40 ft FCL Palletized	40 ft FCL	Truck Palletized	Truck
1820	3300	3822	5600	4004	5600



Shrink  
12 Bottles

# Sunich

GREEN PET NECTAR  
300 ML

Sour Cherry Nectar  
Pack: 300ml  
Case Net Weight: 3.6L  
Case Gross Weight: 4.09 Kg  
Case Dimensions:240×180×159mm

Mango Nectar  
Pack: 300ml  
Case Net Weight: 3.6L  
Case Gross Weight: 4.09 Kg  
Case Dimensions:240×180×159mm



Sour Cherry Nectar



Mango Nectar

#### LOADING

20 ft FCL Palletized	20 ft FCL	40 ft FCL Palletized	40 ft FCL	Truck Palletized	Truck
1820	3300	3822	5600	4004	5600



Shrink  
12 Bottles



Peach Nectar



Apricot Nectar

# Sunich

GREEN PET NECTAR  
300 ML

Peach Nectar  
Pack: 300 ml  
Case Net Weight: 3.6L  
Case Gross Weight: 4.09Kg  
Case Dimensions: 240×180×159mm

Apricot Nectar  
Pack: 300 ml  
Case Net Weight: 3.6L  
Case Gross Weight: 4.09Kg  
Case Dimensions: 240×180×159mm

LOADING					
20 ft FCL Palletized	20 ft FCL	40 ft FCL Palletized	40 ft FCL	Truck Palletized	Truck
1820	3300	3822	5600	4004	5600



Shrink  
12 Bottles

# Sunich

GREEN PET NECTAR  
300 ML

Orange Nectar(With Pulp)  
Pack: 300ml  
Case Net Weight: 3.6L  
Case Gross Weight: 4.09 Kg  
Case Dimensions:240×180×159mm



Orange Nectar(With Pulp)

Pineapple Nectar  
Pack: 300ml  
Case Net Weight: 3.6L  
Case Gross Weight: 4.09 Kg  
Case Dimensions:240×180×159mm



Pineapple Nectar

#### LOADING

20 ft FCL Palletized	20 ft FCL	40 ft FCL Palletized	40 ft FCL	Truck Palletized	Truck
1820	3300	3822	5600	4004	5600



Shrink  
12 Bottles

# Sunich



# Sunich

## GLASS BOTTLE JUICE/NECTAR 200 CC



Apple Juice



Mango Nectar



Sour Cherry  
Nectar

▶ Apple Juice  
Pack: 200ml  
Case Net Weight: 2.4L  
Case Gross Weight: 4.56Kg  
Case Dimensions: 215x160x180mm

▶ Mango Nectar  
Pack: 200ml  
Case Net Weight: 2.4L  
Case Gross Weight: 4.56Kg  
Case Dimensions: 215x160x180mm

▶ Sour Cherry Nectar  
Pack: 200ml  
Case Net Weight: 2.4L  
Case Gross Weight: 4.56Kg  
Case Dimensions: 215x160x180mm

### LOADING

20 ft FCL Palletized	20 ft FCL	40 ft FCL Palletized	40 ft FCL	Truck Palletized	Truck
1920	1900	3840	4800	4224	4800



Shrink  
12 Bottles



# Sunich

## GLASS BOTTLE NECTAR/DRINK 200 CC

Peach Nectar  
Pack: 200ml  
Case Net Weight: 2.4L  
Case Gross Weight: 4.56Kg  
Case Dimensions:215x160x180mm



Peach Nectar

Orange Nectar  
Pack: 200ml  
Case Net Weight: 2.4L  
Case Gross Weight: 4.56Kg  
Case Dimensions:215x160x180mm



Orange Nectar

Mojito Drink  
Pack: 200ml  
Case Net Weight: 2.4L  
Case Gross Weight: 4.56Kg  
Case Dimensions:215x160x180mm



Mojito Drink

### LOADING

20 ft FCL Palletized	20 ft FCL	40 ft FCL Palletized	40 ft FCL	Truck Palletized	Truck
1920	1900	3840	4800	4224	4800



Shrink  
12 Bottles

# Sunich

GLASS BOTTLE  
DRINK  
200 CC



Pina Colada Drink

Pina Colada Drink  
Pack: 200ml  
Case Net Weight: 2.4 L  
Case Gross Weight: 4.56Kg  
Case Dimensions: 215x160x180mm



Lemonade Drink

Lemonade Drink  
Pack: 200ml  
Case Net Weight: 2.4L  
Case Gross Weight: 4.56Kg  
Case Dimensions: 215x160x180mm

## LOADING

20 ft FCL Palletized	20 ft FCL	40 ft FCL Palletized	40 ft FCL	Truck Palletized	Truck
1920	1900	3840	4800	4224	4800



Shrink  
12 Bottles

# Sun ich

Not From Concentrate

Pomegranate



Per 100 ml		Per 250 ml		Per 500 ml	
Energy	13.6	34	68	136	272
Carbohydrate	0 g	0 g	0 g	0 g	0 g
Protein	0 g	0 g	0 g	0 g	0 g
Total Fat	0 g	0 g	0 g	0 g	0 g
Sodium	0 mg	0 mg	0 mg	0 mg	0 mg
Total Sugar	0 g	0 g	0 g	0 g	0 g
Total Acid	0.12%	0.12%	0.12%	0.12%	0.12%
Calcium	10%	10%	10%	10%	10%
Vitamin C	40%	40%	40%	40%	40%

NO ADDED SUGAR

# Sunich

NFC JUICE  
750 CC



Apple Juice



Pomegranate Juice

▶ Apple Juice  
Pack: 750 ml  
Case Net Weight: 9L  
Case Gross Weight: 9.9Kg  
Case Dimensions:397×205×150mm

▶ Pomegranate Juice  
Pack: 750 ml  
Case Net Weight: 9L  
Case Gross Weight: 9.9Kg  
Case Dimensions:397×205×150mm

## LOADING

20 ft FCL Palletized	20 ft FCL	40 ft FCL Palletized	40 ft FCL	Truck Palletized	Truck
900	1080	1890	2160	2250	2250




Case  
12 Packs

# Sunich

NFC JUICE  
750 CC

Tomato Juice  
Pack: 750 ml  
Case Net Weight: 9L  
Case Gross Weight: 9.9Kg  
Case Dimensions:397×205×150mm



Tomato Juice

## LOADING

20 ft FCL Palletized	20 ft FCL	40 ft FCL Palletized	40 ft FCL	Truck Palletized	Truck
900	1080	1890	2160	2250	2250



Case  
12 Packs

# Sunich

## ANTIOXIDANT JUICE 750 CC



Pomegranate  
Cornelian Cherry  
Juice

Pomegranate Cornelian Cherry Juice  
Pack: 750 ml  
Case Net Weight: 9L  
Case Gross Weight: 9.9Kg  
Case Dimensions: 397x205x150mm



Red Fruits Mix Juice

Red Fruits Mix Juice  
Pack: 750 ml  
Case Net Weight: 9L  
Case Gross Weight: 9.9Kg  
Case Dimensions: 397x205x150mm

### LOADING

20 ft FCL Palletized	20 ft FCL	40 ft FCL Palletized	40 ft FCL	Truck Palletized	Truck
900	1080	1890	2160	2250	2250



Case  
12 Packs

# Sunich

## ANTIOXIDANT JUICE 750 CC

Pomegranate Barberry Juice  
Pack: 750 ml  
Case Net Weight: 9L  
Case Gross Weight: 9.9Kg  
Case Dimensions:397×205×150mm



Pomegranate  
Barberry Juice

Pomegranate Sour Cherry Juice  
Pack: 750 ml  
Case Net Weight: 9L  
Case Gross Weight: 9.9Kg  
Case Dimensions:397×205×150mm



Pomegranate Sour  
Cherry Juice

### LOADING

20 ft FCL Palletized	20 ft FCL	40 ft FCL Palletized	40 ft FCL	Truck Palletized	Truck
900	1080	1890	2160	2250	2250



Case  
12 Packs



Orange Juice  
Enriched Calcium &  
Vitamin D



Apple Orange  
Banana Juice  
Enriched fiber

# Sunich

ENRICHED JUICE  
750 CC

Orange Juice Enriched Calcium &  
Vitamin D

Pack: 750 ml

Case Net Weight: 9L

Case Gross Weight: 9.9Kg

Case Dimensions: 397x205x150mm

Apple Orange Banana Juice  
Enriched fiber

Pack: 750 ml

Case Net Weight: 9L

Case Gross Weight: 9.9Kg

Case Dimensions: 397x205x150mm

#### LOADING

20 ft FCL Palletized	20 ft FCL	40 ft FCL Palletized	40 ft FCL	Truck Palletized	Truck
900	1080	1890	2160	2250	2250



Case  
12 Packs



# Sunich



# Sunich

100% JUICE  
200 CC



Pineapple Juice

Pineapple Juice  
Pack: 200ml  
Case Net Weight: 7.2L  
Case Gross Weight: 8.2Kg  
Case Dimensions: 375x205x125mm



Apple Juice

Apple Juice  
Pack: 200ml  
Case Net Weight: 7.2L  
Case Gross Weight: 8.2Kg  
Case Dimensions: 375x205x125mm



Mango Juice

Mango Juice  
Pack: 200ml  
Case Net Weight: 7.2L  
Case Gross Weight: 8.2Kg  
Case Dimensions: 375x205x125mm

## LOADING

20 ft FCL Palletized	20 ft FCL	40 ft FCL Palletized	40 ft FCL	Truck Palletized	Truck
1250	2250	2500	2750	2750	2750



Case  
36 Packs

# Sunich

100% JUICE

Mixed Tropical Fruits Juice  
Pack: 200ml  
Case Net Weight: 7.2L  
Case Gross Weight: 8.2Kg  
Case Dimensions:375x205x125mm



Mixed Tropical Fruits Juice

Mixed Orange, Pineapple Juice  
Pack: 200ml  
Case Net Weight: 7.2L  
Case Gross Weight: 8.2Kg  
Case Dimensions:375x205x125mm



Mixed Orange, Pineapple Juice

## LOADING

20 ft FCL Palletized	20 ft FCL	40 ft FCL Palletized	40 ft FCL	Truck Palletized	Truck
1250	2250	2500	2750	2750	2750



Case  
36 Packs

# Sunich MIXOLOGY



# Sunich

## FRUIT SYRUPS 600 CC



Pineapple Syrup

Pineapple Syrup  
Pack: 600ml  
Case Net Weight: 7.2L  
Case Gross Weight: 13.9Kg  
Case Dimensions: 350×240×255mm



Lime Syrup

Lime Syrup  
Pack: 600ml  
Case Net Weight: 7.2L  
Case Gross Weight: 13.9Kg  
Case Dimensions: 350×240×255mm



Orange Syrup

Orange Syrup  
Pack: 600ml  
Case Net Weight: 7.2L  
Case Gross Weight: 13.9Kg  
Case Dimensions: 350×240×255mm

### LOADING

20 ft FCL Palletized	20 ft FCL	40 ft FCL Palletized	40 ft FCL	Truck Palletized	Truck
720	720	1512	1512	1800	1800



Case  
12 Bottles

# Sunich

## FRUIT SYRUPS 600 CC

Sour Cherry Syrup  
Pack: 600ml  
Case Net Weight: 7.2L  
Case Gross Weight: 13.9Kg  
Case Dimensions: 350x240x255mm

Passion Fruit Syrup  
Pack: 600ml  
Case Net Weight: 7.2L  
Case Gross Weight: 13.9Kg  
Case Dimensions: 350x240x255mm

Cornelian Cherry Fruit Syrup  
Pack: 600ml  
Case Net Weight: 7.2L  
Case Gross Weight: 13.9Kg  
Case Dimensions: 350x240x255mm



Sour Cherry  
Syrup



Passion Fruit  
Syrup



Cornelian Cherry  
Fruit Syrup

### LOADING

20 ft FCL Palletized	20 ft FCL	40 ft FCL Palletized	40 ft FCL	Truck Palletized	Truck
720	720	1512	1512	1800	1800



Case  
12 Bottles

# Sunich

## FRUIT SYRUPS 2 KG



Orange Syrup

▶ Orange Syrup  
Pack: 2Kg  
Case Net Weight: 8Kg  
Case Gross Weight: 8.4Kg  
Case Dimensions: 205x290x185mm



Lime Syrup

▶ Lime Syrup  
Pack: 2Kg  
Case Net Weight: 8Kg  
Case Gross Weight: 8.4Kg  
Case Dimensions: 205x290x185mm

### LOADING

20 ft FCL Palletized	20 ft FCL	40 ft FCL Palletized	40 ft FCL	Truck Palletized	Truck
1000	2000	2000	2600	2200	2600



Case  
4 Gallons

# Sunich

## FRUIT SYRUPS 2KG

Sour Cherry Syrup

Pack: 2Kg

Case Net Weight: 8Kg

Case Gross Weight: 8.4Kg

Case Dimensions: 205x290x185mm



Sour Cherry  
Syrup

Pineapple Syrup

Pack: 2Kg

Case Net Weight: 8Kg

Case Gross Weight: 8.4Kg

Case Dimensions: 205x290x185mm



Pineapple Syrup

### LOADING

20 ft FCL Palletized	20 ft FCL	40 ft FCL Palletized	40 ft FCL	Truck Palletized	Truck
1000	2000	2000	2600	2200	2600



Case  
4 Gallons



# Sunich

## FRUIT SYRUPS 3 KG



Orange Syrup

Orange Syrup

Pack: 3Kg

Case Net Weight: 12Kg

Case Gross Weight: 12.6Kg

Case Dimensions: 205x290x185mm



Sour Cherry  
Syrup

Sour Cherry Syrup

Pack: 3Kg

Case Net Weight: 12Kg

Case Gross Weight: 12.6Kg

Case Dimensions: 205x290x185mm



Pineapple  
Syrup

Pineapple Syrup

Pack: 3Kg

Case Net Weight: 12Kg

Case Gross Weight: 12.6Kg

Case Dimensions: 205x290x185mm

### LOADING

20 ft FCL Palletized	20 ft FCL	40 ft FCL Palletized	40 ft FCL	Truck Palletized	Truck
640	1500	1280	1800	1408	1800



Case  
4 Gallons

# Sunich

## FRUIT SYRUPS 13KG

Orange Syrup

Pack: 13Kg

Case Net Weight: 13Kg

Case Gross Weight: 13.7Kg

Case Dimensions: 250x190x290mm



Orange Syrup

Sour Cherry Syrup

Pack: 13Kg

Case Net Weight: 13Kg

Case Gross Weight: 13.7Kg

Case Dimensions: 250x190x290mm



Sour Cherry  
Syrup

Pineapple Syrup

Pack: 13Kg

Case Net Weight: 13Kg

Case Gross Weight: 13.7Kg

Case Dimensions: 250x190x290mm



Pineapple Syrup

### LOADING

20 ft FCL Palletized	20 ft FCL	40 ft FCL Palletized	40 ft FCL	Truck Palletized	Truck
500	500	1050	1050	1250	1250



1 Gallon

# Sunich MIXOLOGY





**Mojito Flavored Syrup**



**Rose Flavored Syrup**

# Sunich

**FLAVORED SYRUPS**  
**840 CC**

Mojito Flavored Syrup

Pack: 840ml

Case Net Weight: 5.04L

Case Gross Weight: 9.2Kg

Case Dimensions: 245x260x295mm

Rose Flavored Syrup

Pack: 840ml

Case Net Weight: 5.04L

Case Gross Weight: 9.2Kg

Case Dimensions: 245x260x295mm

#### LOADING

20 ft FCL Palletized	20 ft FCL	40 ft FCL Palletized	40 ft FCL	Truck Palletized	Truck
720	720	1512	1512	1800	1800



Case  
6 Bottles

# Sunich

## FLAVORED SYRUPS 840 CC

Caramel Flavored Syrup

Pack: 840ml

Case Net Weight: 5.04L

Case Gross Weight: 9.2Kg

Case Dimensions: 245x260x295mm



**Caramel  
Flavored Syrup**

Vanilla Flavored Syrup

Pack: 840ml

Case Net Weight: 5.04L

Case Gross Weight: 9.2Kg

Case Dimensions: 245x260x295mm



**Vanilla Flavored  
Syrup**

### LOADING

20 ft FCL Palletized	20 ft FCL	40 ft FCL Palletized	40 ft FCL	Truck Palletized	Truck
720	720	1512	1512	1800	1800



Case  
6 Bottles



**Mango Flavored Syrup**



**Cranberry Flavored Syrup**

# Sunich

**FLAVORED SYRUPS**  
840 CC

Mango Flavored Syrup

Pack: 840ml

Case Net Weight: 5.04L

Case Gross Weight: 9.2Kg

Case Dimensions: 245x260x295mm

Cranberry Flavored Syrup

Pack: 840ml

Case Net Weight: 5.04L

Case Gross Weight: 9.2Kg

Case Dimensions: 245x260x295mm

#### LOADING

20 ft FCL Palletized	20 ft FCL	40 ft FCL Palletized	40 ft FCL	Truck Palletized	Truck
720	720	1512	1512	1800	1800



Case  
6 Bottles

# Sunich

## FLAVORED SYRUPS 840 CC

Blue Curacao Flavored Syrup  
Pack: 840ml  
Case Net Weight: 5.04L  
Case Gross Weight: 9.2Kg  
Case Dimensions: 245x260x295mm



**Blue Curacao  
Flavored Syrup**

Hazelnut Flavored Syrup  
Pack: 840ml  
Case Net Weight: 5.04L  
Case Gross Weight: 9.2Kg  
Case Dimensions: 245x260x295mm



**Hazelnut  
Flavored Syrup**

### LOADING

20 ft FCL Palletized	20 ft FCL	40 ft FCL Palletized	40 ft FCL	Truck Palletized	Truck
720	720	1512	1512	1800	1800



Case  
6 Bottles



**Chocolate  
Flavored Syrup**



**Cinnamon  
Flavored Syrup**

# Sunich

**FLAVORED SYRUPS**  
**840 CC**

Chocolate Flavored Syrup

Pack: 840ml

Case Net Weight: 5.04L

Case Gross Weight: 9.2Kg

Case Dimensions: 245x260x295mm

Cinnamon Flavored Syrup

Pack: 840ml

Case Net Weight: 5.04L

Case Gross Weight: 9.2Kg

Case Dimensions: 245x260x295mm

#### LOADING

20 ft FCL Palletized	20 ft FCL	40 ft FCL Palletized	40 ft FCL	Truck Palletized	Truck
720	720	1512	1512	1800	1800



Case  
6 Bottles



# Sunich

## FLAVORED SYRUPS 840 CC

Almond Flavored Syrup

Pack: 840ml

Case Net Weight: 5.04L

Case Gross Weight: 9.2Kg

Case Dimensions: 245x260x295mm



Almond Flavored  
Syrup

Mint Flavored Syrup

Pack: 840ml

Case Net Weight: 5.04L

Case Gross Weight: 9.2Kg

Case Dimensions: 245x260x295mm



Mint Flavored  
Syrup

### LOADING

20 ft FCL Palletized	20 ft FCL	40 ft FCL Palletized	40 ft FCL	Truck Palletized	Truck
720	720	1512	1512	1800	1800



Case  
6 Bottles



**Oxymel Flavored  
Syrup**

# Sunich

**FLAVORED SYRUPS  
840 CC**

Oxymel Flavored Syrup

Pack: 840ml

Case Net Weight: 5.04L

Case Gross Weight: 9.2Kg

Case Dimensions: 245x260x295mm

#### LOADING

20 ft FCL Palletized	20 ft FCL	40 ft FCL Palletized	40 ft FCL	Truck Palletized	Truck
720	720	1512	1512	1800	1800



Case  
6 Bottles

# Sunich

## FLAVORED SYRUPS 2KG

Mojito Flavored Syrup

Pack: 2Kg

Case Net Weight: 8Kg

Case Gross Weight: 8.4Kg

Case Dimensions: 205x290x185mm



Mojito Flavored Syrup

Mango Flavored Syrup

Pack: 2Kg

Case Net Weight: 8Kg

Case Gross Weight: 8.4Kg

Case Dimensions: 205x290x185mm



Mango Flavored Syrup

### LOADING

20 ft FCL Palletized	20 ft FCL	40 ft FCL Palletized	40 ft FCL	Truck Palletized	Truck
1000	2000	2000	2600	2200	2600



Case  
4 Gallons

# MALTICH





**Peach Malt Beverage**



**Lemon Malt Beverage**

# MALTICH

**MALT BEVERAGE**  
**250 CC**

Peach Malt Beverage

Pack: 250ml

Case Net Weight: 3L

Case Gross Weight: 5.172Kg

Case Dimensions: 250x185x179mm

Lemon Malt Beverage

Pack: 250ml

Case Net Weight: 3L

Case Gross Weight: 5.172Kg

Case Dimensions: 250x185x179mm

### LOADING

20 ft FCL Palletized	20 ft FCL	40 ft FCL Palletized	40 ft FCL	Truck Palletized	Truck
1560	1560	3276	3276	3900	3900



Shrink  
12 Bottles

# MALTICH

MALT BEVERAGE  
250 CC

Tropical Malt Beverage  
Pack: 250ml  
Case Net Weight: 3L  
Case Gross Weight: 5.172Kg  
Case Dimensions:250x185x179mm

Classic Malt Beverage  
Pack: 250ml  
Case Net Weight: 3L  
Case Gross Weight: 5.172Kg  
Case Dimensions:250x185x179mm

## LOADING

20 ft FCL Palletized	20 ft FCL	40 ft FCL Palletized	40 ft FCL	Truck Palletized	Truck
1560	1560	3276	3276	3900	3900



Shrink  
12 Bottles



Tropical Malt Beverage



Classic Malt Beverage



**Pineapple Malt Beverage**



**Pear Malt Beverage**

# MALTICH

**MALT BEVERAGE**  
**250 CC**

Pineapple Malt Beverage

Pack: 250ml

Case Net Weight: 3L

Case Gross Weight: 5.172Kg

Case Dimensions: 250x185x179mm

Pear Malt Beverage

Pack: 250ml

Case Net Weight: 3L

Case Gross Weight: 5.172Kg

Case Dimensions: 250x185x179mm

## LOADING

20 ft FCL Palletized	20 ft FCL	40 ft FCL Palletized	40 ft FCL	Truck Palletized	Truck
1560	1560	3276	3276	3900	3900



Shrink  
12 Bottles

# MALTICH

MALT BEVERAGE  
330 CC

Peach Malt Beverage  
Pack: 330ml  
Case Net Weight: 7.92L  
Case Gross Weight: 8.02Kg  
Case Dimensions:408x270x120mm



Peach Malt Beverage

Lemon Malt Beverage  
Pack: 330ml  
Case Net Weight: 7.92L  
Case Gross Weight: 8.02 Kg  
Case Dimensions:408x270x120mm



Lemon Malt Beverage

## LOADING

20 ft FCL Palletized	20 ft FCL	40 ft FCL Palletized	40 ft FCL	Truck Palletized	Truck
1440	1440	2880	2880	2880	2880



Shrink  
24 Cans





**Tropical Malt Beverage**



**Classic Malt Beverage**

# MALTICH

**MALT BEVERAGE**  
**330 CC**

Tropical Malt Beverage  
Pack: 330ml  
Case Net Weight: 7.92L  
Case Gross Weight: 8.02Kg  
Case Dimensions: 408x270x120mm

Classic Malt Beverage  
Pack: 330ml  
Case Net Weight: 7.92L  
Case Gross Weight: 8.02Kg  
Case Dimensions: 408x270x120mm

### LOADING

20 ft FCL Palletized	20 ft FCL	40 ft FCL Palletized	40 ft FCL	Truck Palletized	Truck
1440	1440	2880	2880	2880	2880



Shrink  
24 Cans

# MALTICH

MALT BEVERAGE  
330 CC

Dark Malt Beverage  
Pack: 330ml  
Case Net Weight: 7.92L  
Case Gross Weight: 8.02Kg  
Case Dimensions: 408x270x120mm



Dark Malt  
Beverage

## LOADING

20 ft FCL Palletized	20 ft FCL	40 ft FCL Palletized	40 ft FCL	Truck Palletized	Truck
1440	1440	2880	2880	2880	2880



Shrink  
24 Cans



**Peach Malt Beverage**



**Lemon Malt Beverage**

# MALTICH

**MALT BEVERAGE**  
**1000 CC**

Peach Malt Beverage  
Pack: 1000ml  
Case Net Weight: 6L  
Case Gross Weight: 6.3Kg  
Case Dimensions: 250x160x300mm

Lemon Malt Beverage  
Pack: 1000ml  
Case Net Weight: 6L  
Case Gross Weight: 6.3Kg  
Case Dimensions: 250x160x300mm

## LOADING

20 ft FCL Palletized	20 ft FCL	40 ft FCL Palletized	40 ft FCL	Truck Palletized	Truck
1120	1800	2240	3300	2464	3300



Shrink  
6 Bottles

# MALTICH

MALT BEVERAGE  
1000 CC

Tropical Malt Beverage  
Pack: 1000ml  
Case Net Weight: 6L  
Case Gross Weight: 6.3Kg  
Case Dimensions:250x160x300mm



Tropical Malt Beverage

Classic Malt Beverage  
Pack: 1000ml  
Case Net Weight: 6L  
Case Gross Weight: 6.3Kg  
Case Dimensions:250x160x300mm



Classic Malt Beverage

## LOADING

20 ft FCL Palletized	20 ft FCL	40 ft FCL Palletized	40 ft FCL	Truck Palletized	Truck
1120	1800	2240	3300	2464	3300



Shrink  
6 Bottles



**Pineapple Malt Beverage**



**Apple Malt Beverage**

# MALTICH

MALT BEVERAGE  
1000 CC

Pineapple Malt Beverage

Pack: 1000ml

Case Net Weight: 6L

Case Gross Weight: 3.6Kg

Case Dimensions: 250x160x300mm

Apple Malt Beverage

Pack: 1000ml

Case Net Weight: 6L

Case Gross Weight: 6.3Kg

Case Dimensions: 250x160x300mm

## LOADING

20 ft FCL Palletized	20 ft FCL	40 ft FCL Palletized	40 ft FCL	Truck Palletized	Truck
1120	1800	2240	3300	2464	3300



Shrink  
6 Bottles

# MALTICH

MALT BEVERAGE  
1000 CC

Mexican Malt Beverage  
Pack: 1000ml  
Case Net Weight: 6L  
Case Gross Weight: 6.3Kg  
Case Dimensions:250x160x300mm



Mexican Malt Beverage

Dark Malt Beverage  
Pack: 1000ml  
Case Net Weight: 6L  
Case Gross Weight: 6.3Kg  
Case Dimensions:250x160x300mm



Dark Malt Beverage

## LOADING

20 ft FCL Palletized	20 ft FCL	40 ft FCL Palletized	40 ft FCL	Truck Palletized	Truck
1120	1800	2240	3300	2464	3300



Shrink  
6 Bottles



**Pear Malt Beverage**

# MALTICH

MALT BEVERAGE  
1000 CC

Pear Malt Beverage  
Pack: 1000ml  
Case Net Weight: 6L  
Case Gross Weight: 3.6Kg  
Case Dimensions: 250x160x300mm

## LOADING

20 ft FCL Palletized	20 ft FCL	40 ft FCL Palletized	40 ft FCL	Truck Palletized	Truck
1120	1800	2240	3300	2464	3300



Shrink  
6 Bottles



**Sun  
ich**  
Nature  
Fresh

@sunichcool  
[www.sunich.org](http://www.sunich.org)





Fizzy Apple Nectar



Fizzy Grape Drink

# Sunich Cool

CARBONATED DRINK &  
NECTAR  
1000CC

Fizzy Apple Nectar  
Pack: 1000ml  
Case Net Weight: 6L  
Case Gross Weight: 6.7Kg  
Case Dimensions: 250x160x300mm

Fizzy Grape Drink  
Pack: 1000ml  
Case Net Weight: 6L  
Case Gross Weight: 6.7Kg  
Case Dimensions: 250x160x300mm

#### LOADING

20 ft FCL Palletized	20 ft FCL	40 ft FCL Palletized	40 ft FCL	Truck Palletized	Truck
1120	1800	2240	3300	2464	3300



Shrink  
6 Bottles

# Sunich Cool

CARBONATED DRINK  
1000CC

Fizzy Blueberry Drink  
Pack: 1000ml  
Case Net Weight: 6L  
Case Gross Weight: 6.7Kg  
Case Dimensions: 250x160x300mm



Fizzy Blueberry  
Drink

Fizzy Light Grape Drink  
Pack: 1000ml  
Case Net Weight: 6L  
Case Gross Weight: 6.7Kg  
Case Dimensions: 250x160x300mm



Fizzy Light Grape  
Drink

#### LOADING

20 ft FCL Palletized	20 ft FCL	40 ft FCL Palletized	40 ft FCL	Truck Palletized	Truck
1120	1800	2240	3300	2464	3300



Shrink  
6 Bottles

# Sunich Cool

CARBONATED DRINK  
1000CC



Fizzy Tropical Fruits  
Drink

Fizzy Tropical Fruits Drink  
Pack: 1000ml  
Case Net Weight: 6L  
Case Gross Weight: 6.7Kg  
Case Dimensions: 250x160x300mm



Fizzy Mojito  
Drink

Fizzy Mojito Drink  
Pack: 1000ml  
Case Net Weight: 6L  
Case Gross Weight: 6.7Kg  
Case Dimensions: 250x160x300mm

#### LOADING

20 ft FCL Palletized	20 ft FCL	40 ft FCL Palletized	40 ft FCL	Truck Palletized	Truck
1120	1800	2240	3300	2464	3300



Shrink  
6 Bottles

# Sunich Cool

CARBONATED DRINK  
1000CC

Fizzy Lemonade Drink  
Pack: 1000ml  
Case Net Weight: 6L  
Case Gross Weight: 6.7Kg  
Case Dimensions: 250x160x300mm



Fizzy Lemonade  
Drink

Fizzy Sour Cherry Drink  
Pack: 1000ml  
Case Net Weight: 6L  
Case Gross Weight: 6.7Kg  
Case Dimensions: 250x160x300mm



Fizzy Sour Cherry  
Drink

### LOADING

20 ft FCL Palletized	20 ft FCL	40 ft FCL Palletized	40 ft FCL	Truck Palletized	Truck
1120	1800	2240	3300	2464	3300



Shrink  
6 Bottles



Fizzy Pear & Apple  
Drink



Fizzy Orange  
Drink

# Sunich Cool

CARBONATED DRINK  
1000CC

Fizzy Pear & Apple Drink

Pack: 1000ml

Case Net Weight: 6L

Case Gross Weight: 6.7Kg

Case Dimensions: 250x160x300mm

Fizzy Orange Drink

Pack: 1000ml

Case Net Weight: 6L

Case Gross Weight: 6.7Kg

Case Dimensions: 250x160x300mm

#### LOADING

20 ft FCL Palletized	20 ft FCL	40 ft FCL Palletized	40 ft FCL	Truck Palletized	Truck
1120	1800	2240	3300	2464	3300



Shrink  
6 Bottles

# Sunich Cool

CARBONATED DRINK  
330CC

Fizzy Mojito Drink  
Pack: 330 ml  
Case Net Weight: 3.96L  
Case Gross Weight: 6.66Kg  
Case Dimensions: 245x182x253mm



Fizzy Mojito  
Drink

Fizzy Pear & Apple Drink  
Pack: 330ml  
Case Net Weight: 3.96L  
Case Gross Weight: 6.66Kg  
Case Dimensions: 245x182x253mm



Fizzy Pear &  
Apple Drink

## LOADING

20 ft FCL Palletized	20 ft FCL	40 ft FCL Palletized	40 ft FCL	Truck Palletized	Truck
1300	2050	2600	3400	2860	3400



Shrink  
12 Bottles



**Fizzy Sour Cherry  
Drink**



**Fizzy Orange  
Drink**

# Sunich Cool

**CARBONATED DRINK  
330CC**

Fizzy Sour Cherry Drink

Pack: 330ml

Case Net Weight: 3.96L

Case Gross Weight: 6.66Kg

Case Dimensions: 245x182x253mm

Fizzy Orange Drink

Pack: 330ml

Case Net Weight: 3.96L

Case Gross Weight: 6.66Kg

Case Dimensions: 245x182x253mm

#### LOADING

20 ft FCL Palletized	20 ft FCL	40 ft FCL Palletized	40 ft FCL	Truck Palletized	Truck
1300	2050	2600	3400	2860	3400



Shrink  
12 Bottles

# Sunich Cool

CARBONATED DRINK &  
NECTAR  
330CC

Fizzy Apple Nectar  
Pack: 330 ml  
Case Net Weight: 3.96L  
Case Gross Weight: 6.66Kg  
Case Dimensions: 245x182x253mm



Fizzy Apple  
Nectar

Fizzy Red Grape Drink  
Pack: 330ml  
Case Net Weight: 3.96L  
Case Gross Weight: 6.66Kg  
Case Dimensions: 245x182x253mm



Fizzy Red Grape  
Drink

#### LOADING

20 ft FCL Palletized	20 ft FCL	40 ft FCL Palletized	40 ft FCL	Truck Palletized	Truck
1300	2050	2600	3400	2860	3400



Shrink  
12 Bottles





Fizzy Blueberry Drink



Fizzy Tropical Drink

# Sunich Cool

CARBONATED DRINK  
330CC

Fizzy Blueberry Drink  
Pack: 330ml  
Case Net Weight: 3.96L  
Case Gross Weight: 6.66Kg  
Case Dimensions: 245x182x253mm

Fizzy Tropical Drink  
Pack: 330ml  
Case Net Weight: 3.96L  
Case Gross Weight: 6.66Kg  
Case Dimensions: 245x182x253mm

#### LOADING

20 ft FCL Palletized	20 ft FCL	40 ft FCL Palletized	40 ft FCL	Truck Palletized	Truck
1300	2050	2600	3400	2860	3400



Shrink  
12 Bottles

# Sunich Cool

CARBONATED DRINK  
330CC

Fizzy Lemonade Drink  
Pack: 330 ml  
Case Net Weight: 3.96L  
Case Gross Weight: 6.66Kg  
Case Dimensions: 245x182x253mm



Fizzy Lemonade  
Drink

Fizzy Cactus Drink  
Pack: 330ml  
Case Net Weight: 3.96L  
Case Gross Weight: 6.66Kg  
Case Dimensions: 245x182x253mm



Fizzy Cactus Drink

## LOADING

20 ft FCL Palletized	20 ft FCL	40 ft FCL Palletized	40 ft FCL	Truck Palletized	Truck
1300	2050	2600	3400	2860	3400



Shrink  
12 Bottles

# Sunich





Cranberry & Grapefruit  
Drink



Kiwi & Lemon  
Drink

# Sunich Mix

MIXED DRINK  
750CC

Cranberry & Grapefruit Drink  
Pack: 750ml  
Case Net Weight: 4.5L  
Case Gross Weight: 4.93 Kg  
Case Dimensions: 222x148x238mm

Kiwi & Lemon Drink  
Pack: 750ml  
Case Net Weight: 4.5L  
Case Gross Weight: 4.93 Kg  
Case Dimensions: 222x148x238mm

#### LOADING

20 ft FCL Palletized	20 ft FCL	40 ft FCL Palletized	40 ft FCL	Truck Palletized	Truck
1700	3000	3570	4500	3470	4500



Shrink  
6 Bottles

# Sunich Mix

MIXED NECTAR  
750CC

Tropical Fruits Nectar  
Pack: 750 ml  
Case Net Weight: 4.5L  
Case Gross Weight: 4.93 Kg  
Case Dimensions:222x148x238mm



Tropical Fruits  
Nectar

Citrus Nectar  
Pack: 750ml  
Case Net Weight: 4.5L  
Case Gross Weight: 4.93 Kg  
Case Dimensions:222x148x238mm



Citrus Nectar

#### LOADING

20 ft FCL Palletized	20 ft FCL	40 ft FCL Palletized	40 ft FCL	Truck Palletized	Truck
1700	3000	3570	4500	3740	4500



Shrink  
6 Bottles



Pomegranate & Sour cherry  
Nectar



Pineapple & Starfruit  
Nectar

# Sunich Mix

MIXED NECTAR

Pomegranate & Sour cherry Nectar  
Pack: 750ml

Case Net Weight: 4.5L

Case Gross Weight: 4.93 Kg

Case Dimensions: 222x148x238mm

Pineapple & Starfruit Nectar  
Pack: 750ml

Case Net Weight: 4.5L

Case Gross Weight: 4.93 Kg

Case Dimensions: 222x148x238mm

#### LOADING

20 ft FCL Palletized	20 ft FCL	40 ft FCL Palletized	40 ft FCL	Truck Palletized	Truck
1700	3000	3570	4500	3470	4500



Shrink  
6 Bottles

# Sunich Mix

MIXED NECTAR & JUICE  
750CC

Barberry & Sour cherry Nectar  
Pack: 750 ml  
Case Net Weight: 4.5L  
Case Gross Weight: 4.93 Kg  
Case Dimensions:222x148x238mm



Barberry & Sour cherry  
Nectar

Tomato & Pepper Juice  
Pack: 750ml  
Case Net Weight: 4.5L  
Case Gross Weight: 4.93 Kg  
Case Dimensions:222x148x238mm



Tomato & Pepper Juice

### LOADING

20 ft FCL Palletized	20 ft FCL	40 ft FCL Palletized	40 ft FCL	Truck Palletized	Truck
1700	3000	3570	4500	3740	4500



Shrink  
6 Bottles

# Sunich

SMOOTHIE



# Sunich

SMOOTHIE

© sunichlife [www.sunich.org](http://www.sunich.org)





**Smoothie Mixed Fruits Banana  
, Mango, Passion Fruit**



**Smoothie Mixed Fruits Apple,  
Kiwi, Lemon**

# Sunich SMOOTHIE

100% FRUIT  
300 CC

Smoothie Mixed Fruits Banana  
, Mango, Passion Fruit  
Pack: 300ml  
Case Net Weight: 3,6L  
Case Gross Weight: 4.09Kg  
Case Dimensions:240x180x160mm

Smoothie Mixed Fruits Apple, Kiwi,  
Lemon  
Pack: 300ml  
Case Net Weight: 3.6L  
Case Gross Weight: 4.09Kg  
Case Dimensions:240x180x160mm

## LOADING

20 ft FCL Palletized	20 ft FCL	40 ft FCL Palletized	40 ft FCL	Truck Palletized	Truck
1820	3300	3822	5600	4004	5600



Shrink  
12 Bottles

# Sunich

## SMOOTHIE

100% FRUIT  
300 CC

Smoothie Mixed Fruits Persimmon,  
Cantaloupe  
Pack: 300ml  
Case Net Weight: 340gr  
Case Gross Weight: 3.6L  
Case Dimensions: 240x180x160mm



Smoothie Mixed Fruits  
Persimmon, Cantaloupe

Smoothie Fruit Red Plum  
Pack: 300ml  
Case Net Weight: 340gr  
Case Gross Weight: 3.6L  
Case Dimensions: 240x180x160mm



Smoothie Fruit Red Plum

### LOADING

20 ft FCL Palletized	20 ft FCL	40 ft FCL Palletized	40 ft FCL	Truck Palletized	Truck
1820	3300	3822	5600	4004	5600



Shrink  
12 Bottles



**Smoothie Mixed Fruits Apple  
Banana Cinnamon**



**Smoothie Mixed Fruits  
Cornelian Cherry Red Beets**

**Sunich**  
**SMOOTHIE**

**100% FRUIT**  
**300 CC**

Smoothie Mixed Fruits Apple  
Banana Cinnamon  
Pack: 300ml  
Case Net Weight: 3.6 L  
Case Gross Weight: 4.09Kg  
Case Dimensions: 240x180x160mm

Smoothie Mixed Fruits Cornelian  
Cherry Red Beets  
Pack: 300ml  
Case Net Weight: 3.6L  
Case Gross Weight: 4.09Kg  
Case Dimensions: 240x180x160mm

**LOADING**

20 ft FCL Palletized	20 ft FCL	40 ft FCL Palletized	40 ft FCL	Truck Palletized	Truck
1820	3300	3822	5600	4004	5600



Shrink  
12 Bottles

# Sunich

## SMOOTHIE

100% FRUIT  
300 CC

Smoothie Mixed Banana Pineapple  
Coconut

Pack: 300ml

Case Net Weight: 340gr

Case Gross Weight: 3.6L

Case Dimensions: 240x180x160mm

Smoothie Mixed Fruits Banana  
Strawberry

Pack: 300ml

Case Net Weight: 340gr

Case Gross Weight: 3.6L

Case Dimensions: 240x180x160mm



**Smoothie Mixed Banana  
Pineapple Coconut**



**Smoothie Mixed Fruits Banana  
Strawberry**

### LOADING

20 ft FCL Palletized	20 ft FCL	40 ft FCL Palletized	40 ft FCL	Truck Palletized	Truck
1820	3300	3822	5600	4004	5600



Shrink  
12 Bottles



**Smoothie Mixed Fruits Ginger  
Pineapple**



**Smoothie Mixed Fruits  
Beetroot**

**Sunich**  
**SMOOTHIE**

**100% FRUIT**  
**300 CC**

Smoothie Mixed Fruits Ginger  
Pineapple  
Pack: 300ml  
Case Net Weight: 3.6 L  
Case Gross Weight: 4.09Kg  
Case Dimensions: 240x180x160mm

Smoothie Mixed Fruits Beetroot  
Pack: 300ml  
Case Net Weight: 3.6L  
Case Gross Weight: 4.09Kg  
Case Dimensions: 240x180x160mm

LOADING					
20 ft FCL Palletized	20 ft FCL	40 ft FCL Palletized	40 ft FCL	Truck Palletized	Truck
1820	3300	3822	5600	4004	5600



Shrink  
12 Bottles

# HUSKY



# HUSKY

## ISOTONIC SPORT DRINKS 300CC



Lemon Isotonic Drink



Multi Fruit Isotonic  
Drink

Lemon Isotonic Drink

Pack: 300ml

Case Net Weight: 3.6L

Case Gross Weight: 4.092Kg

Case Dimensions: 240x180x159.5mm

Multi Fruit Isotonic Drink

Pack: 300ml

Case Net Weight: 3.6L

Case Gross Weight: 4.092Kg

Case Dimensions: 240x180x159.5mm

### LOADING

20 ft FCL Palletized	20 ft FCL	40 ft FCL Palletized	40 ft FCL	Truck Palletized	Truck
1820	3300	3822	5600	4004	5600



Shrink  
12 Bottles

# DOOGH FIROOZKOOH







Plain Doogh



Mint Doogh



Cucumber & Pennyroyal Doogh

# DOOGH FIROOZKOOH

CARBONATED DOOGH  
250 CC

Plain Doogh  
Pack: 250ml  
Case Net Weight: 3L  
Case Gross Weight: 5.172Kg  
Case Dimensions: 250×185×179.5mm

Mint Doogh  
Pack: 250ml  
Case Net Weight: 3L  
Case Gross Weight: 5.172Kg  
Case Dimensions: 250×185×179.5mm

Cucumber & Pennyroyal Doogh  
Pack: 250ml  
Case Net Weight: 3L  
Case Gross Weight: 5.172Kg  
Case Dimensions: 250×185×179.5mm

### LOADING

20 ft FCL Palletized	20 ft FCL	40 ft FCL Palletized	40 ft FCL	Truck Palletized	Truck
1560	1560	3276	3276	3900	3900



Shrink  
12 Bottles




# Sherissa





Orange Drink



Peach Drink

# Sherissa

DRINKS  
1300 CC

Orange Drink  
Pack: 1300ml  
Case Net Weight: 7.8L  
Case Gross Weight: 8.346 Kg  
Case Dimensions: 261×173×290mm

Peach Drink  
Pack: 1300ml  
Case Net Weight: 7.8L  
Case Gross Weight: 8.346 Kg  
Case Dimensions: 261×173×290mm

### LOADING

20 ft FCL Palletized	20 ft FCL	40 ft FCL Palletized	40 ft FCL	Truck Palletized	Truck
880	880	1848	1848	2200	2200



Shrink  
6 Bottles

# Sherissa


DRINKS  
1300 CC

Mango Drink  
Pack: 1300 ml  
Case Net Weight: 7.8L  
Case Gross Weight: 8.346Kg  
Case Dimensions:261x173x290mm



Mango Drink

Sour Cherry Drink  
Pack: 1300 ml  
Case Net Weight: 7.8L  
Case Gross Weight: 8.346 Kg  
Case Dimensions:261x173x290mm



Sour Cherry  
Drink

## LOADING

20 ft FCL Palletized	20 ft FCL	40 ft FCL Palletized	40 ft FCL	Truck Palletized	Truck
880	880	1848	1848	2200	2200



Shrink  
6 Bottles

# Sherissa

DRINKS  
1300 CC



Pineapple Drink

Pineapple Drink  
Pack: 1300ml  
Case Net Weight: 7.8L  
Case Gross Weight: 8.346 Kg  
Case Dimensions: 261x173x290mm

#### LOADING

20 ft FCL Palletized	20 ft FCL	40 ft FCL Palletized	40 ft FCL	Truck Palletized	Truck
880	880	1848	1848	2200	2200



Shrink  
6 Bottles

# Sherissa

DRINKS  
200 CC

Peach Drink  
Pack: 200ml  
Case Net Weight: 7.2L  
Case Gross Weight: 8.2 Kg  
Case Dimensions:375x205x125mm



Peach Drink

Sour Cherry Drink  
Pack: 200ml  
Case Net Weight: 7.2L  
Case Gross Weight: 8.2 Kg  
Case Dimensions:375x205x125mm



Sour Cherry  
Drink

#### LOADING

20 ft FCL Palletized	20 ft FCL	40 ft FCL Palletized	40 ft FCL	Truck Palletized	Truck
1250	2250	2500	2750	2750	2750



Case  
36 Packs



**Orange Drink**



**Mango Drink**

# Sherissa

**DRINKS**  
**200 CC**

Orange Drink  
 Pack: 200ml  
 Case Net Weight: 7.2L  
 Case Gross Weight: 8.2 Kg  
 Case Dimensions: 375x205x125mm

Mango Drink  
 Pack: 200ml  
 Case Net Weight: 7.2L  
 Case Gross Weight: 8.2 Kg  
 Case Dimensions: 375x205x125mm

**LOADING**

20 ft FCL Palletized	20 ft FCL	40 ft FCL Palletized	40 ft FCL	Truck Palletized	Truck
1250	2250	2500	2750	2750	2750



Case  
36 Packs

# Sherissa

DRINKS  
200 CC

Pineapple Drink  
Pack: 200ml  
Case Net Weight: 7.2L  
Case Gross Weight: 8.2 Kg  
Case Dimensions: 375x205x125mm



Pineapple Drink


### LOADING

20 ft FCL Palletized	20 ft FCL	40 ft FCL Palletized	40 ft FCL	Truck Palletized	Truck
1250	2250	2500	2750	2750	2750




Case  
36 Packs





Orange Drink



Peach Drink

# Sherissa

DRINKS  
1000 CC

Orange Drink  
Pack: 1000ml  
Case Net Weight: 12L  
Case Gross Weight: ۱۳٫۶ Kg  
Case Dimensions: ۳۹۷×۱۵۲×۲۲۶mm

Peach Drink  
Pack: 1000ml  
Case Net Weight: 12L  
Case Gross Weight: ۱۳٫۶ Kg  
Case Dimensions: ۳۹۷×۱۵۲×۲۲۶mm

**LOADING**

20 ft FCL Palletized	20 ft FCL	40 ft FCL Palletized	40 ft FCL	Truck Palletized	Truck
750	1380	1500	1650	1650	1650



Case  
12 Packs

# Sherissa

DRINKS  
1000 CC

Mango Drink  
Pack: 1000 ml  
Case Net Weight: 12L  
Case Gross Weight: 13.6Kg  
Case Dimensions:397x152x226mm



Mango Drink

Sour Cherry Drink  
Pack: 1000 ml  
Case Net Weight: 12L  
Case Gross Weight: 13.6Kg  
Case Dimensions:397x152x226mm



Sour Cherry Drink

#### LOADING

20 ft FCL Palletized	20 ft FCL	40 ft FCL Palletized	40 ft FCL	Truck Palletized	Truck
750	1380	1500	1650	1650	1650



Case  
12 Packs



Pineapple Drink

# Sherissa

DRINKS  
1000 CC

Pineapple Drink  
Pack: 1000ml  
Case Net Weight: 12L  
Case Gross Weight: 13.6Kg  
Case Dimensions: 297x152x226mm

#### LOADING

20 ft FCL Palletized	20 ft FCL	40 ft FCL Palletized	40 ft FCL	Truck Palletized	Truck
750	1380	1500	1650	1650	1650



Case  
12 Packs

# Fruity



# Fruity

DRINK WITH  
FRUIT PIECES  
240 CC



Orange Drink with Orange Pieces



Peach Drink with Peach Pieces



Aloe Vera Drink with Aloe Vera Pieces

Orange Drink with Orange Pieces  
Pack: 240ml  
Case Net Weight: 5.76L  
Case Gross Weight: 6.61Kg  
Case Dimensions: 330x215x140mm

Peach Drink with Peach Pieces  
Pack: 240ml  
Case Net Weight: 5.76L  
Case Gross Weight: 6.61Kg  
Case Dimensions: 330x215x140mm

Aloe Vera Drink with Aloe Vera Pieces  
Pack: 240ml  
Case Net Weight: 5.76L  
Case Gross Weight: 6.61Kg  
Case Dimensions: 330x215x140mm

#### LOADING

20 ft FCL Palletized	20 ft FCL	40 ft FCL Palletized	40 ft FCL	Truck Palletized	Truck
1350	2520	2835	2920	2970	3200



Shrink  
24 Cans

# Fruity

**DRINK WITH  
FRUIT PIECES**  
240 CC

Pineapple Drink with Pineapple Pieces  
Pack: 240ml  
Case Net Weight: 5.76L  
Case Gross Weight: 6.61Kg  
Case Dimensions: 330x215x140mm



**Pineapple Drink  
with Pineapple  
Pieces**



**Mango Drink  
with Mango  
Pieces**

Mango Drink with Mango Pieces  
Pack: 240ml  
Case Net Weight: 5.76L  
Case Gross Weight: 6.61Kg  
Case Dimensions: 330x215x140mm

**LOADING**

20 ft FCL Palletized	20 ft FCL	40 ft FCL Palletized	40 ft FCL	Truck Palletized	Truck
1350	2520	2835	2920	2970	3200



Shrink  
24 Cans

THANK YOU



PERSIS  
پرسیس







**PERSIS**  
پرسیس

## Basil Seed Drink

Lemonade-Willow Water Drink With Basil Seed-Bottle

**Ingredients:** Purified water, Willow Water, Sugar, Rose Water, High Fructose Corn Syrup, Basil Seed, Lemon juice Concentrate, Pectin (E440), Citric Acid (E330), Ascorbic Acid (E300).

Vol:200 cc

Sales Unit: Shrink

Number in Shrink:12

Expiration date: 6 Months



## Basil Seed Drink

Lemonade-Saffron Drink With Basil Seed-Bottle

**Ingredients:** Purified water, HFCS, Rose water, Lemon juice Concentrate, Basil Seed, Pectin (E440), Saffron Powder, Saffron Flavorings, Citric Acid (E330), Ascorbic Acid (E300), Beta-Carotene (E160a(ii)), Sugar.

Vol:200 cc

Sales Unit: Shrink

Number in Shrink:12

Expiration date: 6 Months



## Basil Seed Drink

Lemonade-Sekanjabin Drink With Basil Seed-Bottle

**Ingredients:** Purified water, Sugar, High Fructose Corn Syrup, White Vinegar, Lemon juice Concentrate, Basil Seed, Pectin (E440), Citric Acid (E330), Lemon Flavorings, Mint Flavorings, Ascorbic Acid (E300), Chlorophyll (E140), Cucumber Flavorings.

Vol:200 cc

Sales Unit: Shrink

Number in Shrink:12

Expiration date: 6 Months



## Saffron Drink

Saffron Lemon Drink-Bottle

**Ingredients:** Purified water, Sugar, Rose water, Lemon juice Concentrate, HFCS, Natural Identical Saffron Flavor, Pectin (E440), Saffron Powder, Ascorbic Acid (E300), Natural Carotenoids color (E160)

Vol: 200 cc

Sales Unit: Shrink

Number in Shrink:12

Expiration date : 6 Months



## Saffron Drink

Saffron Lemon Drink-Can

**Ingredients:** Purified water, Sugar, Rose water, Lemon juice Concentrate, HFCS, Natural Identical Saffron Flavor, Pectin (E440), Saffron Powder, Ascorbic Acid (E300), Natural Carotenoids color (E160)

Vol:240 cc

Sales Unit: Shrink

Number in Shrink:12

Expiration date : 1 Year



## Introducing Persis Tejarat Saffron

- Official start of activity from 2017

### Objective:

- To increase consumer satisfaction through the healthy & Innovative products from saffron and other authentic Iranian products.
- Using the high end technologies to produce unique Iranian products.
- Developing new products based on Iranian culture and tradition through innovate methods.
- Increase production and market share in domestic and regional markets.

## Introducing Persis Tejarat Saffron Activities



Basil Seed Drink



Saffron Drink



Saffron



**PERSIS**  
**پرسیس**



## Persis From Persia

Persis' identity is based on presenting Iranian culture and tradition in a modern and new way.

Persis is the modern form of Iranian identity.



CATALOGUE  
**2022**

# ***ROXANE & DARÁ***

- ICYMONKEY
- EDGE
- VINOVA
- NATURELEAN
- SUNGOL







# CARBONATED DRINK

---



EN | Tonic Water Carbonated Drink  
AR | مشروب حليب اللوز لا سكر



EN | Aloe Vera Carbonated Drink  
AR | مشروب الغازي بنكهة ألو فيرا



EN | Blue Hawaii Carbonated Drink  
AR | مشروب الغازي بنكهة الفاكهة البرية



EN | Apple Kiwi Carbonated Drink  
AR | مشروب غازي بنكهة التفاح و الكيوي



EN | Mix Berry Carbonated Drink  
AR | مشروب الغازي بنكهة من مشكل التوت



EN | Citrus Papaya Carbonated Drink  
AR | مشروب الغازي بنكهة الحمضيات والبابايا



EN | Mango Passion Fruit Carbonated Drink  
AR | مشروب غازي بنكهة المانجو والباشن فروت



EN | Sour Cherry Carbonated Drink  
AR | مشروب الغازي بنكهة الكرز



EN | Watermelon Carbonated Drink  
AR | مشروب غازي بنكهة البطيخ احمر



EN | Pinacolada Carbonated Drink  
AR | مشروب الغازي بنكهة الأناناس وجوز الهند



EN | Peach Carbonated Drink  
AR | مشروب الغازي بنكهة الخوخ



EN | Carbonated Ice Lemon Carbonated Drink  
AR | مشروب غازي بنكهة الليمون



EN | Cactus Carbonated Drink  
AR | مشروب الغازي بنكهة تين الشوكي



EN | Coffee Carbonate Drink  
AR | مشروب الغازي بنكهة القهوة



EN | Citrus Cucumber Carbonated Drink  
AR | مشروب الغازي بنكهة الحمضيات و الخيار





**EDGE**



**EN** | EDGE Carbonated Energy Drink  
**AR** | إدج شراب الطاقة المكربن



**EN** | EDGE Carbonated Energy Drink Cactus Falvor  
**AR** | إدج شراب الطاقة المكربن بنكهة صبار



**EN** | EDGE Carbonated Energy Drink Forest Berry Flavor  
**AR** | إدج شراب الطاقة المكربن بنكهة التوت البرية



**EN** | EDGE Carbonated Energy Drink Sugar Free  
**AR** | إدج شراب الطاقة المكربن لاسكر



**EN** | EDGE Carbonated Energy Drink Mojito Falvor  
**AR** | إدج شراب الطاقة المكربن بنكهة الموخيتو



**EN** | EDGE Carbonated Energy Drink Cornelian Cherry Falvor  
**AR** | إدج شراب الطاقة المكربن بنكهة القرانيا الأوروبية

**EDGE**


# VINOGA

— RED & WHITE GRAPES

%100 Juice



Made in Iran





**EN** | VINOVA Carbonated Red Grape Juice (Fruit Juice 100%)

**AR** | عصير عنب أحمر مكربن وینوگا (١٠٠٪ عصير فواكة)



**EN** | VINOVA Carbonated White Grape Juice (Fruit Juice 100%)

**AR** | عصير عنب أبيض مكربن وینوگا (١٠٠٪ عصير فواكة)

**VINOVA**

— RED & WHITE GRAPES

%100 Juice



Made in Italy



**NATURE  
LEAN**



**PLANT-BASED BRAND**



**EN** | Almond milk no added sugar  
**AR** | حليب اللوز - خالي من السكر المضاف



**EN** | Almond milk with date sugar  
**AR** | حليب اللوز - مع سكر التمر



**EN** | Hazelnut milk with date sugar  
**AR** | حليب البندق - مع سكر التمر





[www.sungolfood.com](http://www.sungolfood.com)



EN SUNGOL Canned Tomato Paste

AR معجون الطماطم المعبأ سان گل



EN SUNGOL Canned Tomato Paste

AR معجون الطماطم المعبأ سان گل



EN SUNGOL Canned Grade one pickled cucumber

AR مخلل المعبأ درجة اولى سان گل



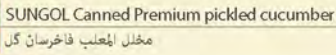
EN SUNGOL large salted olives (with kernel)

AR الزيتون المملح مع النواة (كبير، منكه) سان گل



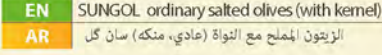
EN SUNGOL Extra Virgin Olive Oil

AR زيت الزيتون البكر الممتاز من سان گل (١٠٠٪ طبيعي)



EN SUNGOL Canned Premium pickled cucumber

AR مخلل المعبأ فاخر سان گل



EN SUNGOL ordinary salted olives (with kernel)

AR الزيتون المملح مع النواة (عادي، منكه) سان گل



EN SUNGOL Canned pinto beans in tomato sauce

AR فاصوليا معبأة في صلصة الطماطم سان گل

EN SUNGOL Canned pinto beans with mushroom

AR فاصوليا معبأة بالفطر في صلصة الطماطم سان گل

EN SUNGOL Canned Baked Lentils

AR عدس معبأة سان گل



EN SUNGOL Canned Baghala Ghatogh

AR الفول المعبأ سان گل

EN SUNGOL Canned Mirza Ghasemi

AR ميرزا قاسمي معبأة سان گل

EN SUNGOL Canned Spinach

AR سبانخ معبأة سان گل



# THANK YOU

- **ROXANE & DARA**
- **[WWW.ROXANDARA.COM](http://WWW.ROXANDARA.COM)**



## Profile:

Shiva Manufacturing Company was established at Hashtgerd Industrial Town and commenced its work in 1993 to produce Gelatin based products and is currently one of the biggest producers of confectionaries, chocolate and gummy candies in Iran under two brands of **SHIBA** and **SHIBABA**.



## Shiba Products:

- Gummy Candies
- Angel Kiss
- Starch-Based Gummy Candies
- Diet Gummy Candies
- Marshmallows



## Shibaba Products:

- Jelly Powders
- Ready Jelly
- Puddings
- CROISSANT
- Diet Jelly Powder
- Creme Caramel
- Instant Desserts
- Fruit Desserts



## Purposes:

1. Customer Satisfaction Improvement.
2. Continual Customer Relationship.
3. Continual Process Improvement.
4. Improvement of the Implementation of GMP and GHP.
5. Product Diversity Improvement.



## Certificates:

ISO 9001 ISO 22000 HACCP OHSAS 18001 ISO 14001 ISO 10002





SHIBA Product

---





# Jelly Gum

P R O D U C T S





Cola



30001278



Happy Dog



30001279



Lavashaki



30001280



JELLY GUM

20gr

Pack: 20 (gr)  
 Case Net Weight: 4.8 (kg)  
 Case Gross Weight: 5.774 (kg)  
 Case Dimensions: 39x33x18 (cm)

LOADING				
20 ft Std	40 ft Std	40 ft high cube	40 ft RHQ	Truck
1,200	2,600	3,170	2,600	3,500



DISPLAY  
24 Packs



CASE  
10 Displays



JELLY GUM

45 gr

Pack: 45 (gr)  
 Case Net Weight: 10.8 (kg)  
 Case Gross Weight: 11.98 (kg)  
 Case Dimensions: 41x33x22.5 (cm)

LOADING				
20 ft Std	40 ft Std	40 ft high cube	40 ft RHQ	Truck
950	2,000	2,000	2,000	2,000



Colala



30001293



Happy Dog



30001296



DISPLAY

24 Packs



CASE

10 Displays



JELLY GUM

45 gr



Gummy Bone



30001295



Sour Cherry



30001294

Pack: 45 (gr)  
 Case Net Weight: 10.8 (kg)  
 Case Gross Weight: 11.98 (kg)  
 Case Dimensions: 41x33x22.5 (cm)

LOADING				
20 ft Std	40 ft Std	40 ft high cube	40 ft RHQ	Truck
950	2,000	2,000	2,000	2,000



DISPLAY

24 Packs



CASE

10 Displays



JELLY GUM

45 gr

Pack: 45 (gr)  
 Case Net Weight: 6.48 (kg)  
 Case Gross Weight: 7.2 (kg)  
 Case Dimensions: 71x38x8.8 (cm)

LOADING				
20 ft Std	40 ft Std	40 ft high cube	40 ft RHQ	Truck
1,100	2,400	2,900	2,400	3,300



30001311



DISPLAY

No Display



CASE

6 hanger



JELLY GUM

65 gr



Lemon Story

30001331



Lovey Dovey

30001329



Lavashaki-Plum

30001332



Pack: **65** (gr)

Case Net Weight: **2.08** (kg)

Case Gross Weight: **2.370** (kg)

Case Dimensions: **30.4x24.4x12** (cm)

LOADING				
20 ft Std	40 ft Std	40 ft high cube	40 ft RHQ	Truck
3420	7020	7722	7000	8910



DISPLAY

No Display



CASE

32 Packs



JELLY GUM

65 gr

Pack: **65 (gr)**  
 Case Net Weight: **2.08(kg)**  
 Case Gross Weight: **2.370(kg)**  
 Case Dimensions: **30.4x24.4x12 (cm)**

LOADING				
20 ft Std	40 ft Std	40 ft high cube	40 ft RHQ	Truck
3420	7000	7722	7000	8910



AirPlane

30001328



HappySwamp

30001330



PartyAnimals

3000134-



DISPLAY

No Display



CASE

32 Packs



JELLY GUM

90 gr



Fighter Sharks

30001297



Rain Forest

30001327



Lovey Dovey

30001301



Pack: 90 (gr)

Case Net Weight: 2.88 (kg)

Case Gross Weight: 3.203 (kg)

Case Dimensions: 32.8x27.2x13.4 (cm)

LOADING				
20 ft Std	40 ft Std	40 ft high cube	40 ft RHQ	Truck
2,500	2,100	6,000	5,100	6,500



DISPLAY

No Display



CASE

32 Packs



JELLY GUM

90 gr

Pack: 90 (gr)  
 Case Net Weight: 2.88 (kg)  
 Case Gross Weight: 3.203 (kg)  
 Case Dimensions: 32.8x27.2x13.4 (cm)

LOADING				
20 ft Std	40 ft Std	40 ft high cube	40 ft RHQ	Truck
2,500	2,100	6,000	5,100	6,500



Party Snakes

30001299



Teddy Bears

30001298



Yogolo

30001300



DISPLAY

No Display



CASE

32 Packs





Very Berry

30001302



Tamarind

30001303



Mojito

30001349



JELLY GUM

90 gr

Pack: 90 (gr)

Case Net Weight: 2.88 (kg)

Case Gross Weight: 3.203 (kg)

Case Dimensions: 32.8x27.2x13.4 (cm)

LOADING				
20 ft Std	40 ft Std	40 ft high cube	40 ft RHQ	Truck
2,500	2,100	6,000	5,100	6,500



DISPLAY

No Display



CASE

32 Packs



JELLY GUM

90 gr

Pack: 90 (gr)  
 Case Net Weight: 2.88 (kg)  
 Case Gross Weight: 3.203 (kg)  
 Case Dimensions: 32.8x27.2x13.4 (cm)

LOADING				
20 ft Std	40 ft Std	40 ft high cube	40 ft RHQ	Truck
2,500	2,100	6,000	5,100	6,500



Colala

30001346



DISPLAY

No Display




CASE

32 Packs



Worms  
30001304



Friendly Numbers  
30001306



Colala  
30001310



JELLY GUM

180 gr

Pack: 180 (gr)  
Case Net Weight: 4.320 (kg)  
Case Gross Weight: 4.570 (kg)  
Case Dimensions: 36.1x28.5x13.5 (cm)

LOADING				
20 ft Std	40 ft Std	40 ft high cube	40 ft RHQ	Truck
1,930	4,250	5,100	4,250	5,300



DISPLAY

No Display



CASE

24 Packs



JELLY GUM

180 gr

Pack: 180 (gr)  
 Case Net Weight: 4.320 (kg)  
 Case Gross Weight: 4.570 (kg)  
 Case Dimensions: 36.1x28.5x13.5 (cm)

LOADING				
20 ft Std	40 ft Std	40 ft high cube	40 ft RHQ	Truck
1,930	4,250	5,100	4,250	5,300



Scary Mix

30001309



Alphabet

30001305



DISPLAY

No Display



CASE

24 Packs



JELLY GUM

180 gr



Shiba Mix

30001308



Happy Tunes

30001307



Pack: 180 (gr)

Case Net Weight: 4.320 (kg)

Case Gross Weight: 4.570 (kg)

Case Dimensions: 36.1x28.5x13.5 (cm)

LOADING				
20 ft Std	40 ft Std	40 ft high cube	40 ft RHQ	Truck
1,930	4,250	5,100	4,250	5,300



DISPLAY

No Display



CASE

24 Packs



JELLY GUM

300 gr

Pack:300 (gr)  
 Case Net Weight:1.80 (kg)  
 Case Gross Weight:2.25 (kg)  
 Case Dimensions:34x22.3x9 (cm)

LOADING				
20 ft Std	40 ft Std	40 ft high cube	40 ft RHQ	Truck
4,050	8,500	10,015	8,500	10,450

CODE	
Lovey Dovey	30001281
Mix	30001282
Cola	30001283
Alphabet	30001284
FriendlyNumbers	30001285
Snake	30001286
Worms	30001287
Teddy Bear	30001288
Agar	



DISPLAY

No Display



CASE

6 Packs



**JELLY GUM  
FAMILY PACK  
700 gr**



JELLY GUM  
FAMILY PACK



JELLY GUM  
FAMILY PACK

Pack: **700** (gr)  
Case Net Weight: **5.6** (kg)  
Case Gross Weight: **6.63** (kg)  
Case Dimensions: **36.7x36.7x13** (cm)

LOADING				
20 ft Std	40 ft Std	40 ft high cube	40 ft RHQ	Truck
1,700	2,800	2,800	2,800	3,800

CODE	
Snake	30001335
Lovey Dovey	30001336
Alphabet	30001337
Mix	30001338
Happy Mix	



DISPLAY  
No Display



CASE  
8 Packs



JELLY GUM

50 gr

Pack: 50 (gr)  
 Case Net Weight: 1.6 (kg)  
 Case Gross Weight: 2 (kg)  
 Case Dimensions: 30.6x25x12 (cm)

LOADING				
20 ft Std	40 ft Std	40 ft high cube	40 ft RHQ	Truck
3,500	7,000	8,250	7,000	9,500



Sweet Rainbow

30001395



Sour Spaghetti

30001396



DISPLAY

No Display



CASE

32 Packs





JELLY GUM

90 gr



Yummy Stick  
Strawberry

30001340



Yummy Stick  
Apple

30001341

Pack: **90** (gr)  
 Case Net Weight: **2.88** (kg)  
 Case Gross Weight: **3.10** (kg)  
 Case Dimensions: **36.3x22.2x10.5** (cm)

LOADING				
20 ft Std	40 ft Std	40 ft high cube	40 ft RHQ	Truck
3,500	7,000	8,250	7,000	9,500



DISPLAY

No Display



CASE

24 Packs



JELLY GUM

90 gr

Pack: **90** (gr)  
 Case Net Weight: **2.88** (kg)  
 Case Gross Weight: **3.10** (kg)  
 Case Dimensions: **36.3x22.2x10.5** (cm)

LOADING				
20 ft Std	40 ft Std	40 ft high cube	40 ft RHQ	Truck
3,500	7,000	8,250	7,000	9,500



Sour Ribbon

30001342



Super Sours

30001342



DISPLAY

No Display



CASE

32 Packs



JELLY GUM

140 gr



Lucky Line

30001339



Super Sours

30001394

Pack: 140 (gr)  
 Case Net Weight: 3.36 (kg)  
 Case Gross Weight: 3.71 (kg)  
 Case Dimensions: 36x28.2x14 (cm)

LOADING				
20 ft Std	40 ft Std	40 ft high cube	40 ft RHQ	Truck
2,000	3,800	5,000	3,800	5,400



DISPLAY

No Display



CASE

24 Packs



**FRUITY SOFT JELLY**

**90 gr**

Pack: **90** (gr)  
 Case Net Weight: **2.88** (kg)  
 Case Gross Weight: **3.203** (kg)  
 Case Dimensions: **32.8x27.2x13.4** (cm)

LOADING				
20 ft Std	40 ft Std	40 ft high cube	40 ft RHQ	Truck
2,500	2,100	6,000	5,100	6,500



**Blueberry**

**30001363**



**Apple**

**30001364**



**Watermelon**

**30001362**



DISPLAY

No Display



CASE

32 Packs

A top-down view of numerous colorful marshmallows scattered across a bright yellow background. The marshmallows are in various shapes, including twisted, heart-shaped, and flower-shaped, and are colored in pastel shades of pink, light blue, and cream. A dark brown rounded rectangle is centered on the page, containing the text 'Marshmallow' in a large, bold, white sans-serif font, with 'PRODUCTS' in a smaller, spaced-out, white sans-serif font below it.

# Marshmallow

P R O D U C T S



MARSHMALLOW

Coconut  
 Pack: 50 (gr)  
 Case Net Weight: 1.8 (kg)  
 Case Gross Weight: 2.15 (kg)  
 Case Dimensions: 41x31x17.5 (cm)

LOADING				
20 ft Std	40 ft Std	40 ft high cube	40 ft RHQ	Truck
1,500	2,900	3,450	2,900	3,900



Coconut  
 Pack 50 gr  
 30011019



Coconut  
 Pack 50 gr  
 30011023



Coconut-Cocoa  
 Pack 50 gr  
 30011025



DISPLAY

No Display



CASE

36 Packs



Jungle Tale  
Pack 50 gr

30009007



Little Hearts  
Pack 50 gr

30009020



MARSHMALLOW

Jungle & little hearts

Pack: 50 (gr)

Case Net Weight: 1.20 (kg)

Case Gross Weight: 1.59 (kg)

Case Dimensions: 36x32x17 (cm)

LOADING				
20 ft Std	40 ft Std	40 ft high cube	40 ft RH	Truck
1,400	3,100	3,700	3,100	4,200



DISPLAY

No Display



CASE

24 Packs



## MARSHMALLOW

### Twister

Pack: **100** (gr)

Case Net Weight: **1.6** (kg)

Case Gross Weight: **2.1** (kg)

Case Dimensions: **42x34x15** (cm)

LOADING				
20 ft Std	40 ft Std	40 ft high cube	40 ft RHQ	Truck
1,300	2,700	3,200	2,700	3,600

### Watermelon

Pack: **100** (gr)

Case Net Weight: **1.6** (kg)

Case Gross Weight: **2.1** (kg)

Case Dimensions: **42x34x15** (cm)

LOADING				
20 ft Std	40 ft Std	40 ft high cube	40 ft RHQ	Truck
1,300	2,700	3,200	2,700	3,600



Twister  
Pack 100 gr

30009016



Watermelon  
Pack 100 gr

30009017



DISPLAY

No Display



CASE

16 Packs





Coconut  
Pack 500 gr

30011022



Coconut  
Pack 500 gr

30011022



Twister  
Pack 20 gr

30009011



MARSHMALLOW

Coconut  
Pack:500 (gr)  
Case Net Weight:3 (kg)  
Case Gross Weight:4.08 (kg)  
Case Dimensions:43x40x24.5 (cm)

LOADING				
20 ft Std	40 ft Std	40 ft high cube	40 ft RHQ	Truck
630	1,350	1,650	1,350	1,800



DISPLAY

No Display



CASE

6 Display

Marshmallow 20 gr  
Case Net Weight:2.88 (kg)  
Case Gross Weight:3.7 (kg)  
Case Dimensions:56x39x17 (cm)

LOADING				
20 ft Std	40 ft Std	40 ft high cube	40 ft RHQ	Truck
730	1,550	1,850	1,550	2,300



DISPLAY

24



CASE

6 Display

A close-up photograph of several round, chocolate-coated marshmallows. The marshmallows are arranged in a cluster, with one in the foreground being the most prominent and in sharp focus. The background is dark and blurred, showing other marshmallows. The lighting is soft, highlighting the smooth, glossy texture of the chocolate coating.

**Chocolate coated  
marshmallow tea cake**

---

**P R O D U C T S**



family pack

30003009



Chocolate coated marshmallow tea cake  
Family Pack

Pack:17 (gr)

Case Net Weight:0.816 (kg)

Case Gross Weight:1.500 (kg)

Case Dimensions:36.2x24x20.3 (cm)

LOADING				
20 ft Std	40 ft Std	40 ft high cube	40 ft RHQ	Truck
1,600	3,200	3,850	3,200	4,400



DISPLAY

4 Packs



CASE

12 Display

Chocolate coated marshmallow tea cake  
Family Pack

Pack:17 (gr)

Case Net Weight:0.816 (kg)

Case Gross Weight:1.173 (kg)

Case Dimensions:38x28x16 (cm)

LOADING				
20 ft Std	40 ft Std	40 ft high cube	40 ft RHQ	Truck
1,890	3,720	3,970	3,720	4,580



DISPLAY

No Display



CASE

48 Packs

Chocolate coated marshmallow tea cake  
Family Pack

Pack:17 (gr)

Case Net Weight:1.632 (kg)

Case Gross Weight:2.160 (kg)

Case Dimensions:47x28x21 (cm)

LOADING				
20 ft Std	40 ft Std	40 ft high cube	40 ft RHQ	Truck
1000	2,100	2,500	2,100	2,800



DISPLAY

No Display



CASE

96 Packs

CODE

48 pcs.	30003008
96 pcs.	30003006

The background is a solid light pink color. It is populated with numerous white, semi-transparent bubbles of various sizes. Some bubbles are large and prominent, while others are small and scattered. Each bubble has a soft white highlight on its upper-left edge, giving it a three-dimensional, glossy appearance. The bubbles are distributed across the entire frame, creating a bubbly, playful texture.

# Bubble Gum

P R O D U C T S



Green Apple

30006605



Strawberry

30006606



Tutti Frutti

30006604

# BUBBLE TROUBLE

BUBBLE GUM

26 gr

Pack: 26 (gr)  
 Case Net Weight: 4.185 (kg)  
 Case Gross Weight: 4.658 (kg)  
 Case Dimensions: 26.1x19.4x10.8 (cm)

LOADING				
20 ft Std	40 ft Std	40 ft high cube	40 ft RHQ	Truck
4,800	4,800	4,800	4,800	4,800



DISPLAY  
20



CASE  
8 Display



**SHIBABA** Product

---





# Jelly Dessert

---

P R O D U C T S





JELLY POWDER

100 gr



BANANA  
30002122



RASPBERRY  
30002136



BLUE BERRY  
30002123



STRAWBERRY  
30002124

Pack: 100 (gr)  
Case Net Weight: 9.6 (kg)  
Case Gross Weight: 11.453 (kg)  
Case Dimensions: 43x32x26.3 (cm)

EXPANDED				
20 ft Std	40 ft Std	40 ft high cube	40 ft RHQ	Truck
800	1,640	1,850	1,640	2,170

**Instruction:**

- 1-Pour the contents in a suitable bowl and stir with a glass (250ml) of boiling water until the solution is clear.
- 2-Add a glass (250ml) of cold water and stir again.
- 3-Put the bowl in refrigerator (not in the freezer) until the jelly is formed.



DISPLAY  
12 Packs



CASE  
8 Displays



JELLY POWDER

100 gr

Pack:100 (gr)  
 Case Net Weight:9.6 (kg)  
 Case Gross Weight:11.453 (kg)  
 Case Dimensions:43x32x26.3 (cm)

LOADING				
20 ft Std	40 ft Std	40 ft high cube	40 ft RHQ	Truck
800	1,640	1,850	1,640	2,170

**Instruction:**

- 1-Pour the contents in a suitable bowl and stir with a glass (250ml) of boiling water until the solution is clear.
- 2-Add a glass (250ml) of cold water and stir again.
- 3-Put the bowl in refrigerator (not in the freezer) until the jelly is formed.



POMEGRANATE  
30002125



MOJITO  
30002167



MANGO  
30002126



PEACH  
30002138



DISPLAY  
12 Packs



CASE  
8 Displays



JELLY POWDER

100 gr



BANANA  
STRAWBERRY  
30002133



ORANGE  
30002127



PINEAPPLE  
30002132



SOURCHERRY  
30002129

Pack:100 (gr)  
Case Net Weight:9.6 (kg)  
Case Gross Weight:11.453 (kg)  
Case Dimensions:43x32x26.3 (cm)

LOADING				
20 Ft Std	40 Ft Std	40 Ft High cube	40 Ft RHQ	Truck
800	1,640	1,850	1,640	2,170

**Instruction:**

- 1-Pour the contents in a suitable bowl and stir with a glass (250ml) of boiling water until the solution is clear.
- 2-Add a glass (250ml) of cold water and stir again.
- 3-Put the bowl in refrigerator (not in the freezer) until the jelly is formed.



DISPLAY  
12 Packs



CASE  
8 Displays



JELLY POWDER

100 gr



RED FRUITS  
30002130



LEMON  
30002137

Pack:100 (gr)  
Case Net Weight:9.6 (kg)  
Case Gross Weight:11.453 (kg)  
Case Dimensions:43x32x26.3 (cm)

LOADING				
20 ft Std	40 ft Std	40 ft High cube	40 ft RHQ	Truck
800	1,640	1,850	1,640	2,170

**Instruction:**

- 1-Pour the contents in a suitable bowl and stir with a glass (250ml) of boiling water until the solution is clear.
- 2-Add a glass (250ml) of cold water and stir again.
- 3-Put the bowl in refrigerator (not in the freezer) until the jelly is formed.



ALOE VERA  
30002164



TROPICAL  
30002131



DISPLAY  
12 Packs



CASE  
8 Displays



JELLY POWDER

100 gr



MELON  
30002128



GRAPE  
30002055



WATERMELON  
30002180



BLACKBERRY  
30002179

Pack: 100 (gr)  
Case Net Weight: 9.6 (kg)  
Case Gross Weight: 11.453 (kg)  
Case Dimensions: 43x32x26.3 (cm)

LOADING				
20 ft Std	40 ft Std	40 ft High cube	40 ft RHQ	Truck
800	1,640	1,850	1,640	2,170

**Instruction:**

- 1-Pour the contents in a suitable bowl and stir with a glass (250ml) of boiling water until the solution is clear.
- 2-Add a glass (250ml) of cold water and stir again.
- 3-Put the bowl in refrigerator (not in the freezer) until the jelly is formed.



DISPLAY  
12 Packs



CASE  
8 Displays



**SHIBABA**  
JELLY POWDER

100 gr

Pack: 100 (gr)  
Case Net Weight: 9.6 (kg)  
Case Gross Weight: 11.453 (kg)  
Case Dimensions: 43x32x26.3 (cm)

LOADING				
20 ft Std	40 ft Std	40 ft High cube	40 ft RFIQ	Truck
800	1,640	1,850	1,640	2,170

**Instruction:**

- 1-Pour the contents in a suitable bowl and stir with a glass (250ml) of boiling water until the solution is clear.
- 2-Add a glass (250ml) of cold water and stir again.
- 3-Put the bowl in refrigerator (not in the freezer) until the jelly is formed.



DISPLAY

12 Packs



CASE

8 Displays



LEMON  
30002152



SOURCHERRY  
30002154



PINEAPPLE  
30002156



JELLY POWDER  
SACHET  
100 gr

Pack: 100 (gr)  
Case Net Weight: 9.6 (kg)  
Case Gross Weight: 10.9 (kg)  
Case Dimensions: 47x26.2x35 (cm)

LOADING				
20 ft Std	40 ft Std	40 ft high cube	40 ft RHC	Truck
650	1,300	1,600	1,300	1,800

**Instruction:**

1-Pour the contents in a suitable bowl and stir with a glass (250ml) of boiling water until the solution is clear.

2-Add a glass (250ml) of cold water and stir again.

3-Put the bowl in refrigerator (not in the freezer) until the jelly is formed.



DISPLAY  
12 Packs



CASE  
8 Displays



# SHIBABA

JELLY POWDER  
SACHET  
100 gr

Pack: 100 (gr)

Case Net Weight: 9.6 (kg)

Case Gross Weight: 10.9 (kg)

Case Dimensions: 47x26.2x35 (cm)

LOADING				
20 ft Std	40 ft Std	40 ft high cube	40 ft RHQ	Truck
650	1,300	1,600	1,300	1,800

### Instruction:

1-Pour the contents in a suitable bowl and stir with a glass (250ml) of boiling water until the solution is clear.

2-Add a glass (250ml) of cold water and stir again.

3-Put the bowl in refrigerator (not in the freezer) until the jelly is formed.



DISPLAY

12 Packs



CASE

8 Displays



BLUEBERRY

30002160



PEACH

30002158



STRAWBERRY

30002153





ORANGE

30002151



MELON

30002157



POMEGRANAT

30002159



JELLY POWDER  
SACHET  
100 gr

Pack: 100 (gr)  
Case Net Weight: 9.6 (kg)  
Case Gross Weight: 10.9 (kg)  
Case Dimensions: 47x26.2x35 (cm)

LOADING				
20 ft Std	40 ft Std	40 ft high cube	40 ft RHQ	Truck
650	1,300	1,600	1,300	1,800

**Instruction:**

1-Pour the contents in a suitable bowl and stir with a glass (250ml) of boiling water until the solution is clear.

2-Add a glass (250ml) of cold water and stir again.

3-Put the bowl in refrigerator (not in the freezer) until the jelly is formed.



DISPLAY  
12 Packs



CASE  
8 Displays



JELLY POWDER  
SACHET  
60 gr

Pack: 60 (gr)

Case Net Weight: 5.76 (kg)

Case Gross Weight: 10.9 (kg)

Case Dimensions: 47x26.2x35 (cm)

LOADING				
20 ft Std	40 ft Std	40 ft high cube	40 ft RHQ	Truck
650	1,300	1,600	1,300	1,800

**Instruction:**

1-Pour the contents in a suitable bowl and stir with a glass (250ml) of boiling water until the solution is clear.

2-Add a glass (250ml) of cold water and stir again.

3-Put the bowl in refrigerator (not in the freezer) until the jelly is formed.



BLUEBERRY  
30002130



ORANGE  
30002137



ALOE VERA  
30002164



SOUR CHERRY  
30002131



DISPLAY  
12 Packs



CASE  
8 Displays



ORANGE

30002146



SOURCHERRY

30002147



BLUEBERRY

30002148



JELLY POWDER  
Sugar Free  
30 gr

Pack:30 (gr)  
Case Net Weight:2.88 (kg)  
Case Gross Weight:3.65 (kg)  
Case Dimensions:26.3x32x43 (cm)

LOADING				
20 ft Std	40 ft Std	40 ft high cube	40 ft RHQ	Truck
800	1,640	1,850	1,640	2,170

**Instruction:**

1-Pour the contents in a suitable bowl and stir with a glass (250ml) of boiling water until the solution is clear.

2-Add a glass (250ml) of cold water and stir again.

3-Put the bowl in refrigerator (not in the freezer) until the jelly is formed.



DISPLAY

12 Packs




CASE

8 Displays



# pudding Dessert

P R O D U C T S



COCOA  
30002134



CREME  
CARAMEL  
30002135

Cocoa 70 gr  
Pack: **70** (gr)  
Case Net Weight: **6.72** (kg)  
Case Gross Weight: **9** (kg)  
Case Dimensions: **43x32x26.3** (cm)

**Instruction:**

- 1-Solve the contents of the pack-  
age in two glasses of milk (500 ml)
- 2-Boil for one minute.
- 3-Pour into the desired mould.  
Place in the refrigerator for two  
hours before serving.

LOADING				
20 ft Std	40 ft Std	40 ft high cube	40 ft RHQ	Truck
800	1,640	1,850	1,640	2,170

Creme Caramel 70+20 gr  
Pack: **90** (gr)  
Case Net Weight: **8.64** (kg)  
Case Gross Weight: **11.205** (kg)  
Case Dimensions: **43x32x26.3** (cm)

**Instruction:**

- 1-Pour the sauce in desired mould.
- 2-Empty the content of the  
package in two glasses of milk  
(500 ml), heat and stir until it boils.
- 3-Boil for one minute.
- 4-Pour the fluid into the mould.  
Place in the refrigerator for two  
hours before serving.

LOADING				
20 ft Std	40 ft Std	40 ft high cube	40 ft RHQ	Truck
800	1,640	1,850	1,640	2,170



DISPLAY

12 Packs



CASE

8 Displays



FRUIT DESSERT

50 gr

**FRUIT DESSERT**

Pack: **50 (gr)**

Case Net Weight: **4.8 (kg)**

Case Gross Weight: **6.94 (kg)**

Case Dimensions: **43x32x26.3 (cm)**

LOADING				
20 ft Std	40 ft Std	40 ft High cube	40 ft RHQ	Truck
800	1,640	1,850	1,640	2,170

**Instruction:**

1-Pour the contents in a suitable bowl and stir with a glass (250ml) of boiling water until the solution is clear.

2-Add a glass (250ml) of cold water and stir again.

3-Put the bowl in refrigerator (not in the freezer) until the jelly is formed.



DISPLAY

12 Packs



CASE

8 Displays



PEACH

30002141



STRAWBERRY

30002139



ALOEVERA

30002166



COCONUT

30002171



BANANA

30002170



COCOA

30002169



INSTANT DESSERT

100 gr

COCONUT 100gr

Pack: 100 (gr)

Case Net Weight: 9.6 (kg)

Case Gross Weight: 10.90 (kg)

Case Dimensions: 47x26.2x35 (cm)

BANANA 100gr

Pack: 100 (gr)

Case Net Weight: 9.6 (kg)

Case Gross Weight: 10.90 (kg)

Case Dimensions: 47x26.2x35 (cm)

COCOA 100gr

Pack: 100 (gr)

Case Net Weight: 9.6 (kg)

Case Gross Weight: 10.90 (kg)

Case Dimensions: 47x26.2x35 (cm)

LOADING				
20 ft Std	40 ft Std	40 ft high cube	40 ft RFIQ	Truck
650	1,300	1,600	1,300	1,800

**Instruction:**

Pour 500 ml.(2 glasses) of cold milk with the powder into a bowl and mix it for about 3 minutes, then pour into the bowl and serve it.



DISPLAY  
12 Packs



CASE  
8 Displays



# Croissant

---

P R O D U C T S





50 gr



SOURCHERRY FILLING

30006002



COCOA FILLING

30006003



COCOA CREAM HAZELNUT FILLING

30006004

With Cocoa filling

Pack: 50 (gr)

Case Net Weight: 1.20 (kg)

Case Gross Weight: 1.38 (kg)

Case Dimensions: 34x28.5x17.5(cm)

Cocoa Cream Hazelnut filling

Pack: 50 (gr)

Case Net Weight: 1.20 (kg)

Case Gross Weight: 1.38 (kg)

Case Dimensions: 34x28.5x17.5(cm)

With Sour cherry filling

Pack: 50 (gr)

Case Net Weight: 1.20 (kg)

Case Gross Weight: 1.38 (kg)

Case Dimensions: 34x28.5x17.5(cm)

LOADING				
20 ft Std	40 ft Std	40 ft high cube	40 ft RHQ	Truck
1,700	4,000	4,200	4,000	4,700



DISPLAY



CASE  
24 Packs



Simple Croissant Multi Pack  
 Pack:200 (gr)  
 Case Net Weight:1.6 (kg)  
 Case Gross Weight:2.5 (kg)  
 Case Dimensions:35x28.4x36.4 (cm)

LOADING				
20 ft Std	40 ft Std	40 ft high cube	40 ft RHQ	Truck
7,70	1,540	1,800	1,540	2,070



Simple Mini-Croissant Multi Pack  
 Pack:85 (gr)  
 Case Net Weight:1.53 (kg)  
 Case Gross Weight:2 (kg)  
 Case Dimensions:50x36x16 (cm)

LOADING				
20 ft Std	40 ft Std	40 ft high cube	40 ft RHQ	Truck
1,080	2,160	2,300	2,160	2,600



Simple Mini-Croissant Multi Pack  
 Pack:350 (gr)  
 Case Net Weight:2.1 (kg)  
 Case Gross Weight:2.938 (kg)  
 Case Dimensions:37.9x36.4x27.3 (cm)

LOADING				
20 ft Std	40 ft Std	40 ft high cube	40 ft RHQ	Truck
750	1,500	1,800	1,500	2,000



CROISSANT-MULTI PACK

30006030



CROISSANT-MULTI PACK

30006031



CROISSANT-MULTI PACK

30006023



# Milky Bun

---

P R O D U C T S



**50 gr**

With Chocolate Filling

Pack: **50** (gr)

Case Net Weight: **1.2** (kg)

Case Gross Weight: **1.5** (kg)

Case Dimensions: **17.5x28x34** (cm)

With Apricot Filling

Pack: **50** (gr)

Case Net Weight: **1.2** (kg)

Case Gross Weight: **1.5** (kg)

Case Dimensions: **17.5x28x34** (cm)

LOADING				
20 ft Std	40 ft Std	40 ft high cube	40 ft RHQ	Truck
1,700	4,000	4,200	4,000	4,700



**COCOA CREAM**

**30006032**



**APRICOT**

**30006033**



DISPLAY

-



CASE

**24 Packs**



**ROLLER**

P R O D U C T S

# Roller

APPLE & CINNAMON

50 gr

With Apple & Cinnamon Filling

Pack: 50 (gr)

Case Net Weight: 1.2 (kg)

Case Gross Weight: 1.5 (kg)

Case Dimensions: 17.5x28x34 (cm)



#### LOADING

20 ft Std	40 ft Std	40 ft high cube	40 ft RHQ	Truck
1,700	4,000	4,200	4,000	4,700




DISPLAY

-



CASE

24 Packs



# **BOCKSTEIN**

---

**P R O D U C T S**

# BOCKSTEIN®

3 IN 1

18 gr

Coffee Mix 3 in 1

Pack: **18** (gr)

Case Net Weight: **5.186** (gr)

Case Gross Weight: **1.5** (kg)

Case Dimensions: **32.5x24x24.5** (cm)

LOADING				
20 ft Std	40 ft Std	40 ft high cube	40 ft RHQ	Truck
1,500	2,800	3,700	2,800	4,200



DISPLAY  
20



CASE  
12 Display





30007002

# BOCKSTEIN®

## CAPPUCCINO

### 23 gr

Cappuccino  
 Pack: **23** (gr)  
 Case Net Weight: **3.44** (gr)  
 Case Gross Weight: **4.5** (kg)  
 Case Dimensions: **30x30.2x27** (cm)



CAPPUCCINO  
 DISPLAY

30007002

LOADING				
20 ft Std	40 ft Std	40 ft high cube	40 ft RHQ	Truck
1,500	2,800	3,700	2,800	4,200



DISPLAY  
 12



CASE  
 12 Display



**CREMONA**

---

**P R O D U C T S**



**CREMONA**  
SINCE 1968

C O C O A   S P R E A D

**350 gr**

Hazelnut Cocoa Spread

Pack: **350** (gr)

Case Net Weight: **2.1** (kg)

Case Gross Weight: **3.5** (kg)

Case Dimensions: **28x18.5x8.5** (cm)

LOADING				
20 ft Std	40 ft Std	40 ft high cube	40 ft RHQ	Truck
6,000	6,000	6,000	6,000	6,000



DISPLAY



CASE

**6 Packs**

